


STA-BIL Great Lakes Nationals

Sorted on Laps

01 J/P
 Main
 Race (20 Laps) started at 19:21:35

Sparta, MI 0.103 Miles

7/16/2011 02:00 PM



| Pos | No. | Name | State | Laps | Best Tm | Best Speed | Gap | SFSpd Best |
|-----|-----|----------------|-------|------|---------|------------|--------|------------|
| 1 | 006 | Wyatt Sullivan | NC | 20 | 18.717 | 19.853 | | 19.624 |
| 2 | 43A | Lauren Filos | MD | 20 | 19.500 | 19.056 | 7.374 | 19.150 |
| 3 | 4k | Isaac Ogg | MI | 20 | 19.968 | 18.609 | 6.053 | 20.314 |
| 4 | 13j | John Barber | IN | 12 | 21.467 | 17.310 | 8 Laps | 17.828 |

Not classified

| | | | | | | | | |
|-----|-----|----------------|----|----|--------|--------|--|--------|
| DNF | 906 | Matthew Minker | WI | 8 | 20.790 | 17.874 | | 19.150 |
| DQ | 69 | Johnny Imkamp | MI | 20 | 18.234 | 20.379 | | 20.146 |
| DQ | 96J | Kelsey VanEpps | MI | 20 | 18.408 | 20.186 | | 19.715 |
| DQ | 19 | Sam LaLonde | MI | 20 | 18.832 | 19.732 | | 19.899 |
| DQ | 999 | Hayden Martin | Mi | 20 | 18.990 | 19.568 | | 19.726 |
| DQ | 99 | Mateo Palacios | MI | 20 | 19.075 | 19.481 | | 19.096 |

| Margin of Victory | Avg. Speed | Best Lap Tm | Best Speed | Best Lap by |
|-------------------|------------|-------------|------------|----------------------|
| 7.374 | 9.338 | 18.717 | 19.853 | 006 - Wyatt Sullivan |

Kerry Evans: Chief of Timing & Scoring

Orbits

Rich Webb: Chief Stewart

Manny Torres: Tech Inspector

Bruce Kaufman: USLMRA President

www.mylaps.com

Licensed to: EOP Pro / Pudge Engineering

STA-BIL Great Lakes Nationals

Sorted on Laps

02 IMOW

Sparta, MI 0.103 Miles

Main

7/16/2011 02:05 PM

Race (20 Laps) started at 20:03:35

| Pos | No. | Name | State | Laps | Best Tm | Best Speed | Gap | SFSpd Best |
|-----|-----|---------------------|-------|------|---------|------------|--------|---------------|
| 1 | 906 | Pat Sullivan | FL | 20 | 18.215 | 20.400 | | 20.028 |
| 2 | 7 | Art Neavill | Mi | 20 | 18.238 | 20.375 | 1.486 | 19.761 |
| 3 | 43C | Dawn Filos | MD | 20 | 18.244 | 20.368 | 0.577 | 20.375 |
| 4 | 888 | Dave Glassnor | MI | 20 | 18.460 | 20.130 | 1.374 | 19.064 |
| 5 | 4K | James Keech | MI | 20 | 18.329 | 20.273 | 0.275 | 20.146 |
| 6 | 43 | Louis Filos | MD | 20 | 18.626 | 19.950 | 2.671 | 19.864 |
| 7 | 75x | Bryan Woods | MI | 20 | 18.286 | 20.321 | 2.048 | 19.853 |
| 8 | 179 | Bill Campbell | MI | 20 | 19.046 | 19.510 | 0.580 | 19.258 |
| 9 | 128 | Douglas Garrett | OH | 20 | 18.818 | 19.747 | 0.232 | 19.280 |
| 10 | 216 | Bryan Huntoon | | 20 | 19.146 | 19.408 | 5.041 | 19.784 |
| 11 | 47K | Jay Keur | MI | 19 | 18.598 | 19.980 | 1 Lap | 19.467 |
| 12 | 382 | James Vanmaastricht | MI | 19 | 19.909 | 18.665 | 17.016 | 18.791 |
| 13 | 381 | Carol Vanmaastricht | MI | 18 | 20.156 | 18.436 | 1 Lap | 19.064 |

Not classified

| | | | | | | | | |
|-----|-----|---------------------|----|----|--------|--------|--|--------|
| DNF | 605 | Terryn Grinder | MI | 8 | 19.027 | 19.530 | | 19.054 |
| DNS | 11 | Eric Corner | MI | | | - | | |
| DQ | 380 | Chris Vanmaastricht | MI | 20 | 18.127 | 20.499 | | 19.726 |

| Margin of Victory | Avg. Speed | Best Lap Tm | Best Speed | Best Lap by |
|-------------------|------------|-------------|------------|--------------------|
| 1.486 | 11.836 | 18.215 | 20.400 | 906 - Pat Sullivan |

Kerry Evans: Chief of Timing & Scoring

Orbits

Rich Webb: Chief Stewart

Manny Torres: Tech Inspector

Bruce Kaufman: USLMRA President

www.mylaps.com

Licensed to: EOP Pro / Pudge Engineering

STA-BIL Great Lakes Nationals

Sorted on Laps

03 A/P
 Main
 Race started at 19:47:36

Sparta, MI 0.103 Miles
 7/16/2011 02:10 PM



| Pos | No. | Name | State | Laps | Best Tm | Best Speed | Gap | SFSpd Best |
|----------------|-----|----------------|-------|------|---------|------------|-------|---------------|
| 1 | 39 | Matt Tucker | Ia | 23 | 15.202 | 24.444 | | 29.460 |
| 2 | 325 | Pete Sullivan | NC | 23 | 15.782 | 23.545 | 2.698 | 29.133 |
| 3 | 006 | Pat Sullivan | FL | 22 | 15.772 | 23.560 | 1 Lap | 29.133 |
| 4 | 22 | Freddy Burt | MI | 22 | 16.897 | 21.992 | 5.090 | 26.967 |
| 5 | 413 | Tony Thompson | | 21 | 16.222 | 22.907 | 1 Lap | 27.577 |
| Not classified | | | | | | | | |
| DNF | 6J | Kenneth Jones | IL | 18 | 16.133 | 23.033 | | 29.409 |
| DNF | 08 | Tommy Hawley | Mi | 6 | 16.194 | 22.946 | | 29.511 |
| DNS | 34 | George Feldman | IN | | | - | | |

| Margin of Victory | Avg. Speed | Best Lap Tm | Best Speed | Best Lap by |
|-------------------|------------|-------------|------------|------------------|
| 2.698 | 15.968 | 15.202 | 24.444 | 39 - Matt Tucker |

Kerry Evans: Chief of Timing & Scoring

Orbits

Rich Webb: Chief Stewart

Manny Torres: Tech Inspector

Bruce Kaufman: USLMRA President

www.mylaps.com


Licensed to: EOP Pro / Pudge Engineering

STA-BIL Great Lakes Nationals

Sorted on Laps

04 S/P
 Main
 Race (20 Laps) started at 20:17:10

Sparta, MI 0.103 Miles
 7/16/2011 02:15 PM



| Pos | No. | Name | State | Laps | Best Tm | Best Speed | Gap | SFSpd Best |
|----------------|-----|------------------|-------|------|---------|------------|-------|---------------|
| 1 | 105 | Matt Stine | OH | 20 | 15.246 | 24.373 | | 28.310 |
| 2 | 43C | Dawn Filos | MD | 20 | 15.802 | 23.516 | 7.146 | 28.216 |
| 3 | 906 | Michael Paccione | NJ | 20 | 15.261 | 24.349 | 0.081 | 27.117 |
| 4 | 033 | Jackie Andrews | MD | 20 | 15.849 | 23.446 | 0.528 | 27.095 |
| 5 | 36X | Larry Benning | KS | 20 | 15.697 | 23.673 | 2.744 | 29.058 |
| 6 | 53 | Alex stella | MI | 20 | 15.541 | 23.910 | 0.717 | 27.893 |
| Not classified | | | | | | | | |
| DNF | 108 | Richard Webb | MI | 13 | 15.260 | 24.351 | | 29.614 |
| DNS | 92 | Ronald Smith | MI | | | - | | |

| Margin of Victory | Avg. Speed | Best Lap Tm | Best Speed | Best Lap by |
|-------------------|------------|-------------|------------|------------------|
| 7.146 | 17.309 | 15.246 | 24.373 | 105 - Matt Stine |

Kerry Evans: Chief of Timing & Scoring

Orbits

Rich Webb: Chief Stewart

Manny Torres: Tech Inspector

www.mylaps.com

Bruce Kaufman: USLMRA President


Licensed to: EOP Pro / Pudge Engineering

STA-BIL Great Lakes Nationals

Sorted on Laps

05 C/P
 Main
 Race (20 Laps) started at 20:29:04

Sparta, MI 0.103 Miles
 7/16/2011 02:20 PM



| Pos | No. | Name | State | Laps | Best Tm | Best Speed | Gap | SFSpd Best |
|-----|-----|------------------|-------|------|---------|------------|--------|---------------|
| 1 | 426 | Tom Hawley | MI | 20 | 14.874 | 24.983 | | 31.301 |
| 2 | 325 | Pete Sullivan | NC | 20 | 14.896 | 24.946 | 0.518 | 30.112 |
| 3 | M37 | Jon Lewman | KS | 20 | 15.096 | 24.615 | 0.477 | 31.129 |
| 4 | 179 | Bill Campbell | MI | 20 | 15.560 | 23.881 | 5.466 | 29.873 |
| 5 | 906 | Michael Paccione | NJ | 20 | 14.909 | 24.924 | 2.569 | 28.935 |
| 6 | 22 | Freddy Burt | MI | 20 | 15.838 | 23.462 | 4.275 | 25.649 |
| 7 | 05 | Kevin Repa | MI | 19 | 14.885 | 24.964 | 1 Lap | 29.159 |
| 8 | 43 | Louis Filos | MD | 19 | 15.657 | 23.733 | 0.792 | 30.246 |
| 9 | 47k | Jay Keur | MI | 19 | 15.738 | 23.611 | 1.672 | 27.401 |
| 10 | 922 | James Russell | OH | 16 | 15.588 | 23.838 | 3 Laps | 27.161 |
| 11 | 00b | Shannon Mckinney | MI | 15 | 15.953 | 23.293 | 1 Lap | 28.194 |

Not classified

| | | | | | | | | |
|-----|-----|---------------------|----|----|--------|--------|--|--------|
| DNF | 380 | Chris Vanmaastricht | MI | 14 | 15.826 | 23.479 | | 26.282 |
| DNF | 08 | Tommy Hawley | MI | 13 | 15.207 | 24.436 | | 29.692 |
| DNS | 9 | Art Neavill | Mi | | | - | | |

| Margin of Victory | Avg. Speed | Best Lap Tm | Best Speed | Best Lap by |
|-------------------|------------|-------------|------------|------------------|
| 0.518 | 18.595 | 14.874 | 24.983 | 426 - Tom Hawley |

Kerry Evans: Chief of Timing & Scoring

Orbits

Rich Webb: Chief Stewart

Manny Torres: Tech Inspector

Bruce Kaufman: USLMRA President

www.mylaps.com


Licensed to: EOP Pro / Pudge Engineering

STA-BIL Great Lakes Nationals

Sorted on Laps

06 B/P
 Main
 Race (20 Laps) started at 20:37:54

Sparta, MI 0.103 Miles
 7/16/2011 02:25 PM



| Pos | No. | Name | State | Laps | Best Tm | Best Speed | Gap | SFSpd Best |
|----------------|-----|---------------|-------|------|---------|------------|-------|---------------|
| 1 | 4 | Jayson Mikula | MI | 21 | 14.141 | 26.278 | | 32.807 |
| 2 | 14 | James Mikula | Mi | 20 | 14.416 | 25.776 | 1 Lap | 30.792 |
| 3 | 14m | Glenn VanEpps | Mi | 20 | 14.394 | 25.816 | 2.318 | 30.139 |
| 4 | 9m | Craig Jones | MI | 20 | 14.870 | 24.989 | 5.154 | 30.876 |
| 5 | 30 | Dale Becker | MI | 20 | 14.768 | 25.162 | 0.761 | 32.432 |
| 6 | 36X | Larry Benning | KS | 19 | 15.333 | 24.235 | 1 Lap | 32.807 |
| Not classified | | | | | | | | |
| DNF | 25 | Kevin Repa | Mi | 20 | 15.131 | 24.558 | | 32.127 |
| DNF | 104 | Chuck Miller | OH | 9 | 14.725 | 25.235 | | 34.052 |

| Margin of Victory | Avg. Speed | Best Lap Tm | Best Speed | Best Lap by |
|-------------------|------------|-------------|------------|-------------------|
| 1 Lap | 16.333 | 14.141 | 26.278 | 4 - Jayson Mikula |

Kerry Evans: Chief of Timing & Scoring

Orbits

Rich Webb: Chief Stewart

Manny Torres: Tech Inspector

www.mylaps.com

Bruce Kaufman: USLMRA President

Licensed to: EOP Pro / Pudge Engineering


STA-BIL Great Lakes Nationals

Sorted on Laps

07 F/X
 Main
 Race (20 Laps) started at 20:46:38

Sparta, MI 0.103 Miles

7/16/2011 02:30 PM



| Pos | No. | Name | State | Laps | Best Tm | Best Speed | Gap | SFSpd Best |
|-----|-----|---------------|-------|------|---------|------------|-------|---------------|
| 1 | 52 | Greg Honchell | OH | 20 | 14.118 | 26.320 | | 31.222 |
| 2 | 109 | Matt Tucker | IA | 20 | 13.910 | 26.714 | 4.103 | 32.532 |
| 3 | 01 | Manny Torres | MD | 20 | 14.366 | 25.866 | 4.853 | 32.751 |

| Margin of Victory | Avg. Speed | Best Lap Tm | Best Speed | Best Lap by |
|-------------------|------------|-------------|------------|-------------------|
| 4.103 | 24.226 | 13.910 | 26.714 | 109 - Matt Tucker |

Kerry Evans: Chief of Timing & Scoring

Orbits

Rich Webb: Chief Stewart

Manny Torres: Tech Inspector

Bruce Kaufman: USLMRA President

www.mylaps.com

Licensed to: EOP Pro / Pudge Engineering

STA-BIL Great Lakes Nationals

Sorted on Laps

08 Rough Riders

Sparta, MI 0.103 Miles

Main

7/16/2011 02:35 PM

Race (20 Laps) started at 20:56:15

| Pos | No. | Name | State | Laps | Best Tm | Best Speed | Gap | SFSpd Best |
|-----|-----|------------------|-------|------|---------|------------|-------|---------------|
| 1 | 00b | Shannon Mckinney | MI | 20 | 14.546 | 25.546 | | 31.164 |
| 2 | 9b | Larry Jones | MI | 20 | 14.526 | 25.581 | 0.364 | 30.198 |
| 3 | 53 | Alex stella | MI | 20 | 14.823 | 25.069 | 6.644 | 30.065 |

Not classified

| | | | | | | | | |
|-----|-----|---------------|----|---|--------|--------|--|--------|
| DNF | 49 | Jason Deems | MI | 8 | 14.779 | 25.143 | | 30.065 |
| DNS | 9m | Craig Jones | MI | | | - | | |
| DNS | 14m | Glenn VanEpps | MI | | | - | | |
| DNS | 888 | Dave Glassnor | MI | | | - | | |

| Margin of Victory | Avg. Speed | Best Lap Tm | Best Speed | Best Lap by |
|-------------------|------------|-------------|------------|------------------|
| 0.364 | 24.869 | 14.526 | 25.581 | 9b - Larry Jones |

Kerry Evans: Chief of Timing & Scoring

Orbits

Rich Webb: Chief Stewart

Manny Torres: Tech Inspector

Bruce Kaufman: USLMRA President

www.mylaps.com

Licensed to: EOP Pro / Pudge Engineering

STA-BIL Great Lakes Nationals

Sorted on Laps

10 Open Twin

Sparta, MI 0.103 Miles

Main

7/16/2011 02:45 PM

Race (20 Laps) started at 21:02:57

| Pos | No. | Name | State | Laps | Best Tm | Best Speed | Gap | SFSpd Best |
|-----|-----|-----------------|---------|------|---------|------------|--------|---------------|
| 1 | 21 | Ryan Kerr | Ontaric | 12 | 12.807 | 29.015 | | 38.481 |
| 2 | 14m | Glenn VanEpps | Mi | 10 | 13.496 | 27.533 | 2 Laps | 33.005 |
| 3 | 4 | Jayson Mikula | MI | 10 | 13.430 | 27.669 | 1.395 | 34.719 |
| 4 | 80 | Larry Benning | | 10 | 13.551 | 27.422 | 0.723 | 37.059 |
| 5 | 14 | James Mikula | Mi | 10 | 13.544 | 27.436 | 0.995 | 32.164 |
| 6 | 30 | Dale Becker | MI | 10 | 14.143 | 26.274 | 4.211 | 32.043 |
| 7 | 48 | Dennis Lefebvre | Ontaric | 7 | 13.609 | 27.305 | 3 Laps | 36.232 |

Not classified

| | | | | | | | | |
|-----|----|-------------|----|--|--|--|---|--|
| DNS | 9m | Craig Jones | MI | | | | - | |
|-----|----|-------------|----|--|--|--|---|--|

| Margin of Victory | Avg. Speed | Best Lap Tm | Best Speed | Best Lap by |
|-------------------|------------|-------------|------------|----------------|
| 2 Laps | 17.420 | 12.807 | 29.015 | 21 - Ryan Kerr |

Kerry Evans: Chief of Timing & Scoring

Orbits

Rich Webb: Chief Stewart

Manny Torres: Tech Inspector

Bruce Kaufman: USLMRA President

www.mylaps.com


Licensed to: EOP Pro / Pudge Engineering

STA-BIL Great Lakes Nationals

Sorted on Laps

01 J/P
 Main
 Race (20 Laps) started at 15:00:39

Sparta, MI 0.108 Miles
 7/17/2011 02:00 PM



| Pos | No. | Name | State | Laps | Best Tm | Best Speed | Gap | SFSpd Best |
|-----|-----|----------------|-------|------|---------|------------|--------|---------------|
| 1 | 69 | Johnny Imkamp | MI | 20 | 17.928 | 21.677 | | 20.087 |
| 2 | 906 | Wyatt Sullivan | NC | 20 | 17.861 | 21.758 | 0.238 | 20.387 |
| 3 | 96J | Kelsey VanEpps | MI | 20 | 18.439 | 21.076 | 9.782 | 19.368 |
| 4 | 43A | Lauren Filos | MD | 20 | 18.338 | 21.192 | 4.186 | 19.899 |
| 5 | 99 | Mateo Palacios | MI | 20 | 18.469 | 21.042 | 0.503 | 19.237 |
| 6 | 999 | Hayden Martin | Mi | 20 | 18.370 | 21.155 | 0.626 | 19.946 |
| 7 | 605 | Matthew Minker | WI | 19 | 18.663 | 20.823 | 1 Lap | 19.313 |
| 8 | 4k | Isaac Ogg | MI | 19 | 19.238 | 20.201 | 12.955 | 20.218 |
| 9 | 13j | John Barber | IN | 19 | 19.105 | 20.341 | 3.653 | 19.140 |

| Margin of Victory | Avg. Speed | Best Lap Tm | Best Speed | Best Lap by |
|-------------------|------------|-------------|------------|----------------------|
| 0.238 | 12.247 | 17.861 | 21.758 | 906 - Wyatt Sullivan |

Chrissy Webb: Chief of Timing & Scoring

Orbits

Cheif Steward: Rich Webb

Kerry Evans: Vice President

Bruce Kaufman: President

www.mylaps.com

Licensed to: EOP Pro / Pudge Engineering

STA-BIL Great Lakes Nationals

Sorted on Laps

02 IMOW

Sparta, MI 0.108 Miles

Main

7/17/2011 02:05 PM

Race (20 Laps) started at 15:28:10

| Pos | No. | Name | State | Laps | Best Tm | Best Speed | Gap | SFSpd Best |
|-----|-----|---------------------|-------|------|---------|------------|-------|---------------|
| 1 | 906 | Pat Sullivan | FL | 21 | 17.844 | 21.779 | | 20.302 |
| 2 | 4K | James Keech | MI | 21 | 18.031 | 21.553 | 0.927 | 20.218 |
| 3 | 43C | Dawn Filos | MD | 21 | 18.052 | 21.528 | 1.243 | 20.314 |
| 4 | 7 | Art Neavill | Mi | 21 | 18.228 | 21.320 | 1.621 | 19.738 |
| 5 | 47K | Jay Keur | MI | 21 | 18.572 | 20.925 | 1.748 | 19.670 |
| 6 | 8 | Donald Whitehead Sr | MI | 21 | 17.520 | 22.182 | 0.215 | 21.198 |
| 7 | 888 | Dave Glassnor | MI | 21 | 18.478 | 21.031 | 0.961 | 19.075 |
| 8 | 128 | Douglas Garrett | OH | 21 | 18.401 | 21.120 | 4.320 | 19.807 |
| 9 | 43 | Louis Filos | MD | 20 | 18.673 | 20.812 | 1 Lap | 19.704 |
| 10 | 11 | Eric Corner | MI | 20 | 18.971 | 20.485 | 0.340 | 19.726 |
| 11 | 216 | Brian Huntoon | | 20 | 19.123 | 20.322 | 2.319 | 20.158 |
| 12 | 382 | James Vanmaastricht | MI | 19 | 19.701 | 19.726 | 1 Lap | 19.140 |
| 13 | 381 | Carol Vanmaastricht | MI | 19 | 20.031 | 19.401 | 6.470 | 19.248 |

Not classified

| | | | | | | | | |
|-----|-----|---------------------|----|----|--------|--------|--|--------|
| DNF | 380 | Chris Vanmaastricht | MI | 13 | 18.068 | 21.509 | | 19.807 |
| DNS | 179 | Bill Campbell | MI | | | - | | |
| DNS | 605 | Terryn Grinder | MI | | | - | | |

| Margin of Victory | Avg. Speed | Best Lap Tm | Best Speed | Best Lap by |
|-------------------|------------|-------------|------------|-------------------------|
| 0.927 | 9.940 | 17.520 | 22.182 | 8 - Donald Whitehead Sr |

Chrissy Webb: Chief of Timing & Scoring

Orbits

Cheif Steward: Rich Webb

Kerry Evans: Vice President

Bruce Kaufman: President

www.mylaps.com

Licensed to: EOP Pro / Pudge Engineering

STA-BIL Great Lakes Nationals

Sorted on Laps

03 A/P Sparta, MI 0.108 Miles

Main 7/17/2011 02:10 PM

Race (20 Laps) started at 15:17:47

| Pos | No. | Name | State | Laps | Best Tm | Best Speed | Gap | SFSpd Best |
|-----|-----|---------------|-------|------|---------|------------|---------|---------------|
| 1 | 39 | Matt Tucker | Ia | 20 | 14.212 | 27.344 | | 29.665 |
| 2 | 325 | Pete Sullivan | NC | 20 | 14.236 | 27.298 | 2.387 | 29.691 |
| 3 | 006 | Pat Sullivan | FL | 20 | 14.365 | 27.053 | 2.124 | 30.791 |
| 4 | 22 | Freddy Burt | MI | 19 | 15.278 | 25.437 | 1 Lap | 27.578 |
| 5 | 413 | Tony Thompson | | 8 | 15.984 | 24.313 | 11 Laps | 26.988 |

Not classified

| | | | | | | | | |
|-----|----|----------------|----|---|--------|--------|--|--------|
| DNF | 6J | Kenneth Jones | IL | 1 | 16.775 | 23.167 | | 18.219 |
| DNS | 08 | Tommy Hawley | Mi | | | - | | |
| DNS | 34 | George Feldman | IN | | | - | | |

| Margin of Victory | Avg. Speed | Best Lap Tm | Best Speed | Best Lap by |
|-------------------|------------|-------------|------------|------------------|
| 2.387 | 18.406 | 14.212 | 27.344 | 39 - Matt Tucker |

Chrissy Webb: Chief of Timing & Scoring

Orbits

Cheif Steward: Rich Webb

Kerry Evans: Vice President

Bruce Kaufman: President

www.mylaps.com


Licensed to: EOP Pro / Pudge Engineering

STA-BIL Great Lakes Nationals

Sorted on Laps

04 S/P
 Main
 Race (20 Laps) started at 15:47:35

Sparta, MI 0.108 Miles
 7/17/2011 02:15 PM



| Pos | No. | Name | State | Laps | Best Tm | Best Speed | Gap | SFSpd Best |
|-----|-----|------------------|-------|------|---------|------------|-------|------------|
| 1 | 108 | Richard Webb | MI | 20 | 14.936 | 26.019 | | 26.444 |
| 2 | 105 | Matt Stine | OH | 20 | 15.082 | 25.767 | 0.519 | 28.310 |
| 3 | 906 | Michael Paccione | NJ | 20 | 14.983 | 25.937 | 0.052 | 27.422 |
| 4 | 033 | Jackie Andrews | MD | 20 | 15.274 | 25.443 | 1.999 | 25.803 |
| 5 | 53 | Alex stella | MI | 20 | 15.858 | 24.506 | 2.901 | 26.945 |
| 6 | 36X | Larry Benning | KS | 20 | 15.405 | 25.227 | 0.209 | 29.769 |
| 7 | 43C | Dawn Filos | MD | 19 | 15.831 | 24.548 | 1 Lap | 27.182 |

| Margin of Victory | Avg. Speed | Best Lap Tm | Best Speed | Best Lap by |
|-------------------|------------|-------------|------------|--------------------|
| 0.519 | 16.803 | 14.936 | 26.019 | 108 - Richard Webb |

Chrissy Webb: Chief of Timing & Scoring

Orbits

Cheif Steward: Rich Webb

Kerry Evans: Vice President

Bruce Kaufman: President

www.mylaps.com

Licensed to: EOP Pro / Pudge Engineering

STA-BIL Great Lakes Nationals

Sorted on Laps

05 C/P
 Main
 Race (20 Laps) started at 15:59:25

Sparta, MI 0.108 Miles
 7/17/2011 02:20 PM



| Pos | No. | Name | State | Laps | Best Tm | Best Speed | Gap | SFSpd Best |
|----------------|-----|---------------------|-------|------|---------|------------|-------|---------------|
| 1 | 325 | Pete Sullivan | NC | 20 | 13.936 | 27.886 | | 29.384 |
| 2 | 906 | Michael Paccione | NJ | 20 | 13.970 | 27.818 | 0.996 | 29.717 |
| 3 | 08 | Tommy Hawley | MI | 20 | 13.998 | 27.763 | 3.159 | 31.502 |
| 4 | 426 | Tom Hawley | MI | 20 | 14.330 | 27.119 | 2.404 | 30.763 |
| 5 | 922 | James Russell | OH | 20 | 14.592 | 26.632 | 0.434 | 29.359 |
| 6 | 00b | Shannon Mckinney | MI | 20 | 14.561 | 26.689 | 0.381 | 28.960 |
| 7 | 05 | Kevin Repa | MI | 20 | 13.822 | 28.116 | 0.524 | 30.137 |
| 8 | M37 | Jon Lewman | KS | 20 | 14.459 | 26.877 | 0.442 | 30.846 |
| 9 | 380 | Chris Vanmaastricht | MI | 19 | 14.944 | 26.005 | 1 Lap | 28.429 |
| 10 | 43 | Louis Filos | MD | 19 | 14.931 | 26.028 | 0.593 | 28.837 |
| 11 | 22 | Freddy Burt | MI | 19 | 15.125 | 25.694 | 1.020 | 27.780 |
| 12 | 47k | Jay Keur | MI | 18 | 15.352 | 25.314 | 1 Lap | 28.008 |
| Not classified | | | | | | | | |
| DNF | 22x | Drew Burton | IN | 15 | 15.215 | 25.542 | | 28.643 |
| DNF | 179 | Bill Campbell | MI | 8 | 15.182 | 25.597 | | 29.283 |

| Margin of Victory | Avg. Speed | Best Lap Tm | Best Speed | Best Lap by |
|-------------------|------------|-------------|------------|-----------------|
| 0.996 | 11.196 | 13.822 | 28.116 | 05 - Kevin Repa |

Chrissy Webb: Chief of Timing & Scoring

Orbits

Cheif Steward: Rich Webb

Kerry Evans: Vice President

Bruce Kaufman: President

www.mylaps.com


Licensed to: EOP Pro / Pudge Engineering

STA-BIL Great Lakes Nationals

Sorted on Laps

06 B/P
 Main
 Race started at 16:14:07

Sparta, MI 0.108 Miles
 7/17/2011 02:25 PM



| Pos | No. | Name | State | Laps | Best Tm | Best Speed | Gap | SFSpd Best |
|-----|-----|---------------|-------|------|---------|------------|-------|---------------|
| 1 | 4 | Jayson Mikula | MI | 23 | 13.350 | 29.110 | | 31.415 |
| 2 | 104 | Chuck Miller | OH | 23 | 13.602 | 28.571 | 0.951 | 33.747 |
| 3 | 9m | Craig Jones | MI | 23 | 13.672 | 28.425 | 0.761 | 33.482 |
| 4 | 14m | Glenn VanEpps | Mi | 23 | 13.535 | 28.712 | 0.568 | 32.035 |
| 5 | 30 | Dale Becker | MI | 23 | 13.840 | 28.079 | 0.204 | 33.515 |
| 6 | 14 | James Mikula | Mi | 23 | 13.858 | 28.043 | 1.709 | 32.065 |
| 7 | 25 | Kevin Repa | Mi | 23 | 13.934 | 27.890 | 0.104 | 33.351 |
| 8 | 36X | Larry Benning | KS | 22 | 14.087 | 27.587 | 1 Lap | 34.153 |

| Margin of Victory | Avg. Speed | Best Lap Tm | Best Speed | Best Lap by |
|-------------------|------------|-------------|------------|-------------------|
| 0.951 | 21.324 | 13.350 | 29.110 | 4 - Jayson Mikula |

Chrissy Webb: Chief of Timing & Scoring

Orbits

Cheif Steward: Rich Webb

Kerry Evans: Vice President

Bruce Kaufman: President

www.mylaps.com

Licensed to: EOP Pro / Pudge Engineering


STA-BIL Great Lakes Nationals

Sorted on Laps

07 F/X
 Main
 Race (20 Laps) started at 16:22:39

Sparta, MI 0.108 Miles

7/17/2011 02:30 PM



| Pos | No. | Name | State | Laps | Best Tm | Best Speed | Gap | SFSpd Best |
|-----|-----|---------------|-------|------|---------|------------|-------|---------------|
| 1 | 52 | Greg Honchell | OH | 20 | 13.419 | 28.960 | | 32.555 |
| 2 | 01 | Manny Torres | MD | 20 | 13.531 | 28.721 | 9.302 | 30.164 |
| 3 | 109 | Matt Tucker | IA | 20 | 13.278 | 29.268 | 3.170 | 32.156 |

| Margin of Victory | Avg. Speed | Best Lap Tm | Best Speed | Best Lap by |
|-------------------|------------|-------------|------------|-------------------|
| 9.302 | 22.378 | 13.278 | 29.268 | 109 - Matt Tucker |

Chrissy Webb: Chief of Timing & Scoring

Orbits

Cheif Steward: Rich Webb

Kerry Evans: Vice President

Bruce Kaufman: President

www.mylaps.com

Licensed to: EOP Pro / Pudge Engineering

STA-BIL Great Lakes Nationals

Sorted on Laps

10 Open Twin

Sparta, MI 0.108 Miles

Main

7/17/2011 02:45 PM

Race (10 Laps) started at 16:38:00

| Pos | No. | Name | State | Laps | Best Tm | Best Speed | Gap | SFSpd Best |
|-----|-----------|-----------------|---------------|------|---------------|---------------|-------|---------------|
| 1 | 4 | Jayson Mikula | MI | 10 | 14.019 | 27.721 | | 32.743 |
| 2 | 48 | Dennis Lefebvre | Ontari | 10 | 13.669 | 28.431 | 0.494 | 31.766 |
| 3 | 14m | Glenn VanEpps | Mi | 10 | 14.063 | 27.634 | 1.171 | 29.308 |
| 4 | 14 | James Mikula | Mi | 10 | 14.054 | 27.652 | 0.835 | 29.511 |
| 5 | 30 | Dale Becker | MI | 10 | 14.521 | 26.763 | 2.387 | 34.256 |
| 6 | 80 | Larry Benning | | 10 | 14.263 | 27.247 | 3.109 | 34.851 |

Not classified

DNS 21 Ryan Kerr Ontaric -

| Margin of Victory | Avg. Speed | Best Lap Tm | Best Speed | Best Lap by |
|-------------------|------------|-------------|------------|----------------------|
| 0.494 | 22.155 | 13.669 | 28.431 | 48 - Dennis Lefebvre |

Chrissy Webb: Chief of Timing & Scoring

Orbits

Cheif Steward: Rich Webb

Kerry Evans: Vice President

Bruce Kaufman: President

www.mylaps.com

Licensed to: EOP Pro / Pudge Engineering