


Sta-Bil Land of Lincoln Nationals

**Sorted on Laps**

01 J/P  
 Main  
 Race (20 Laps) started at 19:58:15

Zion, IL 0.098 Miles  
 6/24/2011 02:00 PM



Pos	No.	Name	State	Laps	Best Tm	Best Speed	Gap	SFSpd Best
1	999	Hayden Martin	Mi	20	17.806	19.721		20.582
Not classified								
DQ	12k	Jake Krvzan	WI	20	17.677	19.864		20.682

Margin of Victory	Avg. Speed	Best Lap Tm	Best Speed	Best Lap by
	16.992	17.806	19.721	999 - Hayden Martin

Kerry Evans: Chief of Timing & Scoring

Orbits

Chrissy Web: Timer

Rich Webb: Chief Stewart

Charlie Bowin: Ast Chief Stewart

www.mylaps.com

Licensed to: EOP Pro / Pudge Engineering

Sta-Bil Land of Lincoln Nationals

Sorted on Laps

02 IMOW

Zion, IL 0.098 Miles

Main

6/24/2011 02:05 PM

Race (20 Laps) started at 20:12:56

Pos	No.	Name	State	Laps	Best Tm	Best Speed	Gap	SFSpd Best
1	380	Chris Vanmaastricht	MI	20	17.814	19.712		20.919
2	243	Nate Mesalk	WI	20	17.818	19.707	1.762	20.357
3	605	Tommy Hawley	MI	20	17.983	19.526	1.946	20.321
4	7	Art Neavill	Mi	20	17.846	19.676	0.262	21.289
5	4K	James Keech	MI	20	17.872	19.648	0.558	<b>21.513</b>
6	101	Mark Kellner	WI	20	17.679	19.862	2.147	20.545
7	614	Bobby Cleveland	GA	20	18.122	19.377	3.725	19.987
8	179	Bill Campbell	MI	20	18.187	19.307	0.492	20.430
9	47K	Jay Keur	MI	20	18.280	19.209	1.936	20.809
10	382	James Vanmaastricht	MI	19	18.432	19.051	1 Lap	20.058
11	381	Carol Vanmaastricht	MI	18	20.013	17.546	1 Lap	19.929

Not classified

DNF	522	Shannon Kayhart	WI	2	18.137	19.361		20.421
-----	-----	-----------------	----	---	--------	--------	--	--------

Margin of Victory	Avg. Speed	Best Lap Tm	Best Speed	Best Lap by
1.762	17.053	17.679	19.862	101 - Mark Kellner

Kerry Evans: Chief of Timing & Scoring

Orbits

Chrissy Web: Timer

Rich Webb: Chief Stewart

www.mylaps.com

Charlie Bowin: Ast Chief Stewart

Licensed to: EOP Pro / Pudge Engineering

Sta-Bil Land of Lincoln Nationals

Sorted on Laps

03 A/P Zion, IL 0.098 Miles

Main 6/24/2011 02:10 PM

Race (20 Laps) started at 20:26:48

Pos	No.	Name	State	Laps	Best Tm	Best Speed	Gap	SFSpd Best
1	518	Dan Mongan	IL	20	14.534	24.160		<b>30.125</b>
2	413	Tony Thompson		19	15.383	22.827	1 Lap	29.500
3	6J	Kenneth Jones	IL	19	15.375	22.839	3.812	27.769

Not classified

DNS 08 Tommy Hawley Mi -

Margin of Victory	Avg. Speed	Best Lap Tm	Best Speed	Best Lap by
1 Lap	20.271	14.534	24.160	518 - Dan Mongan

Kerry Evans: Chief of Timing & Scoring

Orbits

Chrissy Web: Timer

Rich Webb: Chief Stewart

Charlie Bowin: Ast Chief Stewart


www.mylaps.com

Licensed to: EOP Pro / Pudge Engineering

Sta-Bil Land of Lincoln Nationals

Sorted on Laps

04 S/P Zion, IL 0.098 Miles  
 Main 6/24/2011 02:15 PM  
 Race (20 Laps) started at 20:35:00



Pos	No.	Name	State	Laps	Best Tm	Best Speed	Gap	SFSpd Best
1	108	Richard Webb	MI	20	14.242	24.656		<b>31.931</b>
2	101	Mark Kellner	WI	20	14.832	23.675	3.956	30.072
3	033	Jackie Andrews	MD	20	14.868	23.617	0.377	29.835
4	36X	Larry Benning	KS	20	14.693	23.899	0.537	31.635
Not classified								
DNF	51	Mitch Scott	IL	10	14.990	23.425		30.152
DNF	411	David Martin	MI	5	15.176	23.138		29.809

Margin of Victory	Avg. Speed	Best Lap Tm	Best Speed	Best Lap by
3.956	16.414	14.242	24.656	108 - Richard Webb

Kerry Evans: Chief of Timing & Scoring

Orbits

Chrissy Web: Timer

Rich Webb: Chief Stewart

Charlie Bowin: Ast Chief Stewart

www.mylaps.com


Licensed to: EOP Pro / Pudge Engineering

Sta-Bil Land of Lincoln Nationals

Sorted on Laps

05 C/P  
 Main  
 Race (20 Laps) started at 20:49:14

Zion, IL 0.098 Miles  
 6/24/2011 02:20 PM



Pos	No.	Name	State	Laps	Best Tm	Best Speed	Gap	SFSpd Best
1	05	Kevin Repa	MI	20	13.752	25.534		34.137
2	426	Tom Hawley	MI	20	14.307	24.544	5.599	33.434
3	179	Bill Campbell	MI	20	14.696	23.894	2.607	29.940
4	308	Nate Mesalk	WI	20	14.071	24.955	0.402	<b>35.086</b>
5	M37	Jon Lewman	KS	20	14.509	24.202	0.499	31.402
6	191	Tom Weaver	IL	20	14.853	23.641	13.392	31.547
7	380	Chris Vanmaastricht	MI	19	15.803	22.220	1 Lap	29.146
8	9	Art Neavill	Mi	19	15.755	22.288	0.035	27.634
Not classified								
DNF	08	Tommy Hawley	MI	4	15.766	22.272		33.900
DNF	47k	Jay Keur	MI			-		19.297
DNS	500	Shannon Kayhart	WI			-		

Margin of Victory	Avg. Speed	Best Lap Tm	Best Speed	Best Lap by
5.599	14.674	13.752	25.534	05 - Kevin Repa

Kerry Evans: Chief of Timing & Scoring

Orbits

Chrissy Web: Timer

Rich Webb: Chief Stewart

www.mylaps.com

Charlie Bowin: Ast Chief Stewart

Licensed to: EOP Pro / Pudge Engineering

Sta-Bil Land of Lincoln Nationals

**Sorted on Laps**

06 B/P Zion, IL 0.098 Miles

Main 6/24/2011 02:25 PM

Race (20 Laps) started at 21:01:45

Pos	No.	Name	State	Laps	Best Tm	Best Speed	Gap	SFSpd Best
1	14	James Mikula	Mi	20	13.965	25.145		<b>35.086</b>
2	4	Jayson Mikula	MI	20	13.863	25.330	0.288	33.866
3	16	Bobby Cleveland	GA	20	13.855	25.344	0.325	34.799
4	51	Mitch Scott	IL	20	14.303	24.550	13.683	32.294
5	36X	Larry Benning	KS	20	13.970	25.136	0.721	33.401
6	119	David Martin	MI	18	14.753	23.802	2 Laps	32.081

Not classified

DNS 25 Kevin Repa Mi -

Margin of Victory	Avg. Speed	Best Lap Tm	Best Speed	Best Lap by
0.288	21.455	13.855	25.344	16 - Bobby Cleveland

Kerry Evans: Chief of Timing & Scoring

Orbits

Chrissy Web: Timer

Rich Webb: Chief Stewart

www.mylaps.com

Charlie Bowin: Ast Chief Stewart


Licensed to: EOP Pro / Pudge Engineering

Sta-Bil Land of Lincoln Nationals

**Sorted on Laps**

07 F/X  
 Main  
 Race (20 Laps) started at 21:10:53

Zion, IL 0.098 Miles  
 6/24/2011 02:30 PM



Pos	No.	Name	State	Laps	Best Tm	Best Speed	Gap	SFSpd Best
1	518	Dan Mongan	IL	20	13.551	25.913		33.699
2	16	Mike Miller	WI	20	13.556	25.903	8.038	<b>36.989</b>
Not classified								
DNF	104	Kevin Penne	IL	2	13.573	25.871		34.378

Margin of Victory	Avg. Speed	Best Lap Tm	Best Speed	Best Lap by
8.038	17.433	13.551	25.913	518 - Dan Mongan

Kerry Evans: Chief of Timing & Scoring  
 Chrissy Web: Timer  
 Rich Webb: Chief Stewart  
 Charlie Bowin: Ast Chief Stewart

Orbits

www.mylaps.com  
 Licensed to: EOP Pro / Pudge Engineering


Sta-Bil Land Of Lincoln Nationals

**Sorted on Laps**

01 J/P  
 Main  
 Race (20 Laps) started at 20:01:45

Zion, IL 0.098 Miles

6/25/2011 02:00 PM



Pos	No.	Name	State	Laps	Best Tm	Best Speed	Gap	SFSpd Best
1	12k	Jake Krvzan	WI	20	18.037	19.468		20.542
2	999	Hayden Martin	Mi	20	18.091	19.410	11.461	<b>20.629</b>

Margin of Victory	Avg. Speed	Best Lap Tm	Best Speed	Best Lap by
11.461	17.859	18.037	19.468	12k - Jake Krvzan

Chrissy Webb: Chief of Timing & Scoring Orbits

Rich Webb: Race Director

Bruce Kaufman: President USLMRA

Kerry Evan: Vice President USLMRA

www.mylaps.com

Licensed to: EOP Pro / Pudge Engineering

Sta-Bil Land Of Lincoln Nationals

Sorted on Laps

02 IMOW

Zion, IL 0.098 Miles

Main

6/25/2011 02:05 PM

Race (20 Laps) started at 20:16:58

Pos	No.	Name	State	Laps	Best Tm	Best Speed	Gap	SFSpd Best
1	380	Chris Vanmaastricht	MI	20	17.886	19.632		20.920
2	605	Tommy Hawley	MI	20	18.188	19.306	3.055	20.334
3	614	Bobby Cleveland	GA	20	18.148	19.349	0.228	20.530
4	243	Nate Mesalk	WI	20	18.144	19.353	0.314	20.530
5	7	Art Neavill	Mi	20	17.987	19.522	0.505	21.313
6	01	James Rece	WI	20	18.086	19.415	0.372	20.805
7	<b>522</b>	Shannon Kayhart	<b>WI</b>	20	<b>17.555</b>	<b>20.003</b>	0.140	<b>22.361</b>
8	4K	James Keech	MI	20	17.985	19.524	0.933	21.023
9	101	Mark Kellner	WI	20	18.079	19.423	2.998	20.468
10	47K	Jay Keur	MI	20	18.721	18.757	11.840	20.443
11	382	James Vanmaastricht	MI	19	18.657	18.821	1 Lap	20.082
12	179	Bill Campbell	MI	19	18.489	18.992	2.819	20.480
13	381	Carol Vanmaastricht	MI	18	19.629	17.889	1 Lap	20.059

Margin of Victory	Avg. Speed	Best Lap Tm	Best Speed	Best Lap by
3.055	19.262	17.555	20.003	522 - Shannon Kayhart

Chrissy Webb: Chief of Timing & Scoring

Orbits

Rich Webb: Race Director

Bruce Kaufman: President USLMRA

www.mylaps.com

Kerry Evan: Vice President USLMRA


Licensed to: EOP Pro / Pudge Engineering

Sta-Bil Land Of Lincoln Nationals

Sorted on Laps

03 A/P  
 Main  
 Race (20 Laps) started at 20:27:47

Zion, IL 0.098 Miles  
 6/25/2011 02:10 PM



Pos	No.	Name	State	Laps	Best Tm	Best Speed	Gap	SFSpd Best
1	413	Tony Thompson		20	15.081	23.284		31.231
2	518	Dan Mongan	IL	20	14.783	23.753	0.111	31.004
3	6J	Kenneth Jones	IL	20	15.322	22.918	13.035	<b>31.666</b>

Not classified

DNS 08 Tommy Hawley Mi -

Margin of Victory	Avg. Speed	Best Lap Tm	Best Speed	Best Lap by
0.111	20.694	14.783	23.753	518 - Dan Mongan

Chrissy Webb: Chief of Timing & Scoring

Orbits

Rich Webb: Race Director

Bruce Kaufman: President USLMRA

www.mylaps.com

Kerry Evan: Vice President USLMRA

Licensed to: EOP Pro / Pudge Engineering

Sta-Bil Land Of Lincoln Nationals

Sorted on Laps

04 S/P Zion, IL 0.098 Miles  
 Main 6/25/2011 02:15 PM  
 Race (20 Laps) started at 20:41:16

Pos	No.	Name	State	Laps	Best Tm	Best Speed	Gap	SFSpd Best
1	101	Mark Kellner	WI	20	14.817	23.699		30.752
2	36X	Larry Benning	KS	20	14.694	23.897	0.425	<b>32.543</b>
3	033	Jackie Andrews	MD	20	14.826	23.684	7.614	29.811
4	411	David Martin	MI	20	15.167	23.152	6.490	31.032
5	51	Mitch Scott	IL	12	14.998	23.413	8 Laps	31.146
Not classified								
DNF	108	Richard Webb	MI			-		17.613

Margin of Victory	Avg. Speed	Best Lap Tm	Best Speed	Best Lap by
0.425	20.465	14.694	23.897	36X - Larry Benning

Chrissy Webb: Chief of Timing & Scoring

Orbits

Rich Webb: Race Director

Bruce Kaufman: President USLMRA

www.mylaps.com

Kerry Evan: Vice President USLMRA


Licensed to: EOP Pro / Pudge Engineering

Sta-Bil Land Of Lincoln Nationals

Sorted on Laps

05 C/P  
 Main  
 Race (20 Laps) started at 20:53:32

Zion, IL 0.098 Miles  
 6/25/2011 02:20 PM



Pos	No.	Name	State	Laps	Best Tm	Best Speed	Gap	SFSpd Best
1	308	Nate Mesalk	WI	22	14.117	24.874		34.312
2	M37	Jon Lewman	KS	22	14.354	24.463	1.179	33.801
3	179	Bill Campbell	MI	22	14.818	23.697	5.031	30.780
4	426	Tom Hawley	MI	21	14.312	24.535	1 Lap	<b>35.234</b>
5	380	Chris Vanmaastricht	MI	20	15.612	22.492	1 Lap	30.154
6	47k	Jay Keur	MI	20	15.870	22.126	2.096	27.953
Not classified								
DNF	05	Kevin Repa	MI	18	13.679	25.670		34.520
DNF	08	Tommy Hawley	MI	5	14.482	24.247		33.568
DNS	9	Art Neavill	Mi			-		
DNS	500	Shannon Kayhart	WI			-		

Margin of Victory	Avg. Speed	Best Lap Tm	Best Speed	Best Lap by
1.179	21.082	14.117	24.874	308 - Nate Mesalk

Chrissy Webb: Chief of Timing & Scoring

Orbits

Rich Webb: Race Director

Bruce Kaufman: President USLMRA

www.mylaps.com

Kerry Evan: Vice President USLMRA

Licensed to: EOP Pro / Pudge Engineering

Sta-Bil Land Of Lincoln Nationals

Sorted on Laps

06 B/P Zion, IL 0.098 Miles

Main 6/25/2011 02:25 PM

Race (20 Laps) started at 21:07:51

Pos	No.	Name	State	Laps	Best Tm	Best Speed	Gap	SFSpd Best
1	14	James Mikula	Mi	20	14.019	25.048		35.751
2	4	Jayson Mikula	MI	20	13.938	25.193	0.125	<b>38.627</b>
3	36X	Larry Benning	KS	20	14.008	25.067	4.293	36.993
4	119	David Martin	MI	4	15.439	22.744	16 Laps	31.346

Not classified

DNF	16	Bobby Cleveland	GA	17	13.888	25.284		34.909
DNS	51	Mitch Scott	IL			-		

Margin of Victory	Avg. Speed	Best Lap Tm	Best Speed	Best Lap by
0.125	20.798	13.938	25.193	4 - Jayson Mikula

Chrissy Webb: Chief of Timing & Scoring

Orbits

Rich Webb: Race Director

Bruce Kaufman: President USLMRA

www.mylaps.com

Kerry Evan: Vice President USLMRA

Licensed to: EOP Pro / Pudge Engineering


Sta-Bil Land Of Lincoln Nationals

Sorted on Laps

07 F/X  
 Main  
 Race (20 Laps) started at 21:17:43

Zion, IL 0.098 Miles

6/25/2011 02:30 PM



Pos	No.	Name	State	Laps	Best Tm	Best Speed	Gap	SFSpd Best
1	16	Mike Miller	WI	20	13.201	26.600		36.952
2	104	Kevin Penne	IL	20	13.321	26.360	0.191	<b>38.366</b>
3	518	Dan Mongan	IL	20	13.352	26.299	1.374	34.802

Margin of Victory	Avg. Speed	Best Lap Tm	Best Speed	Best Lap by
0.191	19.815	13.201	26.600	16 - Mike Miller

Chrissy Webb: Chief of Timing & Scoring Orbits

Rich Webb: Race Director

Bruce Kaufman: President USLMRA

Kerry Evan: Vice President USLMRA

www.mylaps.com

Licensed to: EOP Pro / Pudge Engineering

Sta-Bil Land Of Lincoln Nationals

Sorted on Laps

Super Stock

Zion, IL 0.098 Miles

Main

6/25/2011 02:12 PM

Race (5 Laps) started at 20:36:46

Pos	No.	Name	State	Laps	Best Tm	Best Speed	Gap	SFSpd Best
1	19	Cliff Fandrich	IL	5	19.257	18.235		<b>22.273</b>
2	7	Art Neavill	Mi	5	18.443	19.039	0.490	21.101
3	47K	Jay Keur	MI	5	18.842	18.636	0.675	20.358

Margin of Victory	Avg. Speed	Best Lap Tm	Best Speed	Best Lap by
0.490	15.270	18.443	19.039	7 - Art Neavill

Chrissy Webb: Chief of Timing & Scoring

Orbits

Rich Webb: Race Director

Bruce Kaufman: President USLMRA

Kerry Evan: Vice President USLMRA

www.mylaps.com

Licensed to: EOP Pro / Pudge Engineering