


Sta-Bil Potomac Nationals

Sorted on Laps

01 J/P Potomac Speedway 0.093 Miles
 Main 4/2/2011 08:00 PM
 Race (15 Laps) started at 20:28:36



Pos	No.	Name	State	Laps	Best Tm	Best Speed	Gap	SFSpd Best
1	169	Blake Balderson	VA	15	16.894	19.776		
2	97	Mariah Peeler	TN	15	16.736	19.962	0.983	
3	43A	Lauren Filos	MD	15	17.803	18.766	10.041	
Not classified								
DNF	006	Wyatt Sullivan	NC	7	16.536	20.204		

Margin of Victory	Avg. Speed	Best Lap Tm	Best Speed	Best Lap by
0.983	15.035	16.736	19.962	97 - Mariah Peeler

Kerry Evans: Chief of Timing & Scoring Orbits

Rodney Peeler: Chief Stewart

Manny Torres: Tech Inspector

Bruce Kaufman: President USLMRA

www.mylaps.com

Licensed to: EOP Pro / Pudge Engineering

Sta-Bil Potomac Nationals

Sorted on Laps

02 IMOW

Potomac Speedway 0.093 Miles

Main

4/2/2011 08:05 PM

Race (15 Laps) started at 20:39:47

Pos	No.	Name	State	Laps	Best Tm	Best Speed	Gap	SFSpd Best
1	43C	Dawn Filos	MD	15	16.529	20.212		
2	615	Wally Bender	MD	15	16.554	20.182	0.374	
3	24G	Pat Gore	NJ	15	16.760	19.934	0.528	
4	906	Tina Paccione	NJ	15	16.691	20.016	0.916	

Not classified

DNF	128	Douglas Garrett	OH	12	16.760	19.934		
DNF	43	Louis Filos	MD	5	20.746	16.104		
DNF	022	Scott Beacom	MD			-		
DNF	006	Pat Sullivan	FL			-		

Margin of Victory	Avg. Speed	Best Lap Tm	Best Speed	Best Lap by
0.374	14.577	16.529	20.212	43C - Dawn Filos

Kerry Evans: Chief of Timing & Scoring

Orbits

Rodney Peeler: Chief Stewart

Manny Torres: Tech Inspector

Bruce Kaufman: President USLMRA


www.mylaps.com

Licensed to: EOP Pro / Pudge Engineering

Sta-Bil Potomac Nationals

Sorted on Laps

03 A/P Potomac Speedway 0.093 Miles
 Main 4/2/2011 08:10 PM
 Race (15 Laps) started at 20:50:57



Pos	No.	Name	State	Laps	Best Tm	Best Speed	Gap	SFSpd Best
1	129	Wally Bender	MD	15	13.605	24.556		
2	033	Matthew Moran	MD	15	14.130	23.644	4.419	
3	812	Cortney Murphy	NJ	15	14.316	23.337	0.559	
4	17M	Mark Moran Jr.	MD	15	14.622	22.849	0.539	

Not classified

DNF	329	Danny Sullivan	NY	8	13.588	24.587		
DNF	325	Pete Sullivan	NC	3	13.655	24.467		
DNS	006	Pat Sullivan	FL			-		
DNS	22G	Lee Grover	NJ			-		
DNS	X33	Jackie Andrews	MD			-		
DNS	43	Louis Filos	MD			-		
DNS	33	Mark Moran SR.	MD			-		

Margin of Victory	Avg. Speed	Best Lap Tm	Best Speed	Best Lap by
4.419	17.157	13.605	24.556	129 - Wally Bender

Kerry Evans: Chief of Timing & Scoring
 Rodney Peeler: Chief Stewart
 Manny Torres: Tech Inspector
 Bruce Kaufman: President USLMRA

Orbits

www.mylaps.com
 Licensed to: EOP Pro / Pudge Engineering

Sta-Bil Potomac Nationals

Sorted on Laps

04 S/P Potomac Speedway 0.093 Miles

Main 4/2/2011 08:15 PM

Race (15 Laps) started at 20:58:56

Pos	No.	Name	State	Laps	Best Tm	Best Speed	Gap	SFSpd Best
1	003	Jason Brown	MD	15	12.998	25.703		
2	24G	Pat Gore	NJ	15	13.390	24.951	1.626	
3	033	Jackie Andrews	MD	15	13.703	24.381	1.705	
4	105	Matthew Strine	OH	15	13.791	24.225	0.854	

Not classified

DNF	906	Michael Paccione	NJ	10	13.492	24.762		
DNF	129	Wally Bender	MD	7	14.072	23.742		
DNF	43C	Dawn Filos	MD	3	14.251	23.443		
DNS	34	David Balderson	VA					

Margin of Victory	Avg. Speed	Best Lap Tm	Best Speed	Best Lap by
1.626	17.129	12.998	25.703	003 - Jason Brown

Kerry Evans: Chief of Timing & Scoring

Orbits

Rodney Peeler: Chief Stewart

Manny Torres: Tech Inspector

Bruce Kaufman: President USLMRA


www.mylaps.com

Licensed to: EOP Pro / Pudge Engineering

Sta-Bil Potomac Nationals

Sorted on Laps

05 C/P Potomac Speedway 0.093 Miles
 Main 4/2/2011 08:20 PM
 Race (15 Laps) started at 21:09:46



Pos	No.	Name	State	Laps	Best Tm	Best Speed	Gap	SFSpd Best
1	22G	Lee Grover	NJ	15	12.942	25.814		
2	906	Michael Paccione	NJ	15	13.432	24.873	2.761	
3	325	Pete Sullivan	NC	15	13.372	24.984	0.411	
4	33	Matthew Moran	MD	15	13.483	24.779	0.872	
5	448	Thomas Flynn	TN	15	13.960	23.932	1.718	
6	18L	Leah Delp	MD	15	14.092	23.708	2.485	
7	43	Louis Filos	MD	15	14.334	23.308	1.099	
8	188	John Hyatt	MD	13	16.079	20.778	2 Laps	
Not classified								
DNF	043	Kevin Ferguson	MD	8	13.690	24.404		
DNS	002	Charles Redell	IL			-		
DNS	73Y	Thomas Young	IL			-		

Margin of Victory	Avg. Speed	Best Lap Tm	Best Speed	Best Lap by
2.761	18.483	12.942	25.814	22G - Lee Grover

Kerry Evans: Chief of Timing & Scoring Orbits

Rodney Peeler: Chief Stewart

Manny Torres: Tech Inspector

Bruce Kaufman: President USLMRA

www.mylaps.com
 Licensed to: EOP Pro / Pudge Engineering

Sta-Bil Potomac Nationals

Sorted on Laps

06 B/P Potomac Speedway 0.093 Miles

Main 4/2/2011 08:25 PM

Race (15 Laps) started at 21:16:31

Pos	No.	Name	State	Laps	Best Tm	Best Speed	Gap	SFSpd Best
1	522	Ronald Rollman	TN	15	13.052	25.597		
2	003	Jason Brown	MD	15	12.712	26.282	1.155	
3	397	Rodney Peeler	TN	15	13.325	25.072	4.781	
4	34	David Balderson	VA	15	13.284	25.150	6.464	

Margin of Victory	Avg. Speed	Best Lap Tm	Best Speed	Best Lap by
1.155	25.052	12.712	26.282	003 - Jason Brown

Kerry Evans: Chief of Timing & Scoring

Orbits

Rodney Peeler: Chief Stewart

Manny Torres: Tech Inspector

Bruce Kaufman: President USLMRA

www.mylaps.com

Licensed to: EOP Pro / Pudge Engineering

Sta-Bil Potomac Nationals

Sorted on Laps

08 F/X Potomac Speedway 0.093 Miles

Main 4/2/2011 08:35 PM

Race (15 Laps) started at 21:24:09

Pos	No.	Name	State	Laps	Best Tm	Best Speed	Gap	SFSpd Best
1	33	Mark Moran SR.	MD	15	13.039	25.622		
2	01	Manny Torres	MD	15	13.144	25.418	0.633	
Not classified								
DNF	03	James Klauss	PM	10	13.176	25.356		
DNF	329	Danny Sullivan	NY	1	15.654	21.342		
DNS	129	Wally Bender	MD			-		

Margin of Victory	Avg. Speed	Best Lap Tm	Best Speed	Best Lap by
0.633	24.570	13.039	25.622	33 - Mark Moran SR.

Kerry Evans: Chief of Timing & Scoring

Orbits

Rodney Peeler: Chief Stewart

Manny Torres: Tech Inspector

Bruce Kaufman: President USLMRA

www.mylaps.com

Licensed to: EOP Pro / Pudge Engineering

Sta-Bil Potomac Nationals

Sorted on Laps

09 Open Single

Potomac Speedway 0.093 Miles

Main

4/2/2011 08:40 PM

Race (15 Laps) started at 21:31:11

Pos	No.	Name	State	Laps	Best Tm	Best Speed	Gap	SFSpd Best
1	32	Michael Klauss	PA	15	13.289	25.140		
2	33	Mark Moran SR.	MD	15	13.036	25.628	4.082	
3	80	Wayne Douglas	VA	15	13.412	24.910	0.947	
4	043	Kevin Fergerson	MD			-		
5	09	Alan Bell	PA			-		

Not classified

DNF	34	Davis Balderson	VA	5	13.583	24.596		
-----	----	-----------------	----	---	--------	--------	--	--

Margin of Victory	Avg. Speed	Best Lap Tm	Best Speed	Best Lap by
4.082	24.648	13.036	25.628	33 - Mark Moran SR.

Kerry Evans: Chief of Timing & Scoring

Orbits

Rodney Peeler: Chief Stewart

Manny Torres: Tech Inspector

Bruce Kaufman: President USLMRA

www.mylaps.com

Licensed to: EOP Pro / Pudge Engineering

Sta-Bil Potomac Nationals

Sorted on Laps

10 Open Twin

Potomac Speedway 0.093 Miles

Main

4/2/2011 08:45 PM

Race (15 Laps) started at 21:36:34

Pos	No.	Name	State	Laps	Best Tm	Best Speed	Gap	SFSpd Best
1	X	Kevin Specht	NJ	15	12.592	26.532		
2	33	Joel Bell	PA	15	12.672	26.364	2.284	
3	80	Wayne Douglas	VA	15	13.245	25.224	1.326	
4	39	Gary Hill	MD	14	15.021	22.242	1 Lap	

Not classified

DNF	03	James Klaus	PA	10	12.386	26.973		
-----	----	-------------	----	----	--------	--------	--	--

Margin of Victory	Avg. Speed	Best Lap Tm	Best Speed	Best Lap by
2.284	15.215	12.592	26.532	X - Kevin Specht

Kerry Evans: Chief of Timing & Scoring

Orbits

Rodney Peeler: Chief Stewart

Manny Torres: Tech Inspector

Bruce Kaufman: President USLMRA


www.mylaps.com

Licensed to: EOP Pro / Pudge Engineering

Sta-Bil Potomac Nationals

Sorted on Laps

01 J/P Potomac Speedway 0.093 Miles
 Main 4/3/2011 02:00 PM
 Race (15 Laps) started at 14:05:53



Pos	No.	Name	State	Laps	Best Tm	Best Speed	Gap	SFSpd Best
1	97	Mariah Peeler	TN	15	16.563	20.170		
2	43A	Lauren Filos	MD	15	17.094	19.544	11.880	
3	006	Wyatt Sullivan	NC	15	16.514	20.230	0.008	

Margin of Victory	Avg. Speed	Best Lap Tm	Best Speed	Best Lap by
11.880	19.767	16.514	20.230	006 - Wyatt Sullivan

Kerry Evans: Chief of Timing & Scoring Orbits

Rodney Peeler: Chief Steward

Manny Torres: Tech Director

Bruce Kaufman: USLMRA President

www.mylaps.com

Licensed to: EOP Pro / Pudge Engineering

Sta-Bil Potomac Nationals

Sorted on Laps

02 IMOW

Potomac Speedway 0.093 Miles

Main

4/3/2011 02:05 PM

Race (20 Laps) started at 14:17:39

Pos	No.	Name	State	Laps	Best Tm	Best Speed	Gap	SFSpd Best
1	24G	Pat Gore	NJ	15	16.644	20.072		
2	006	Pat Sullivan	FL	15	16.425	20.340	0.819	
3	43C	Dawn Filos	MD	15	16.703	20.001	2.437	
4	906	Tina Paccione	NJ	15	16.745	19.951	0.730	
5	840	Vickie Nahas	MD	15	16.856	19.820	1.188	

Not classified

DNF	844	John Nahas	MD	2	19.345	17.270		
DNS	43	Louis Filos	MD			-		
DQ	615	Wally Bender	MD	15	16.634	20.084		
DQ	839	Joey Nehas	MD	15	16.785	19.903		
DQ	128	Douglas Garrett	OH	15	16.549	20.187		

Margin of Victory	Avg. Speed	Best Lap Tm	Best Speed	Best Lap by
0.819	15.266	16.425	20.340	006 - Pat Sullivan

Kerry Evans: Chief of Timing & Scoring

Orbits

Rodney Peeler: Chief Steward

Manny Torres: Tech Director

Bruce Kaufman: USLMRA President

www.mylaps.com

Licensed to: EOP Pro / Pudge Engineering

Sta-Bil Potomac Nationals

Sorted on Laps

03 A/P Potomac Speedway 0.093 Miles

Main 4/3/2011 02:10 PM

Race (15 Laps) started at 14:29:07

Pos	No.	Name	State	Laps	Best Tm	Best Speed	Gap	SFSpd Best
1	129	Wally Bender	MD	15	13.374	24.980		
2	006	Pat Sullivan	FL	15	13.425	24.885	0.825	
3	325	Pete Sullivan	NC	15	13.262	25.191	1.293	
4	22G	Lee Grover	NJ	15	13.381	24.967	0.251	
5	033	Matthew Moran	MD	15	13.710	24.368	3.063	
6	17M	Mark Moran Jr.	MD	15	14.633	22.831	2.165	
7	812	Cortney Murphy	NJ	15	14.314	23.339	0.843	

Not classified

DNF	43	Louis Filos	MD	7	15.406	21.685		
DNF	840	Vickie Nahas	MD	2	17.413	19.186		
DNF	329	Danny Sullivan	NY			-		
DNS	33	Mark Moran SR.	MD			-		

Margin of Victory	Avg. Speed	Best Lap Tm	Best Speed	Best Lap by
0.825	12.393	13.262	25.191	325 - Pete Sullivan

Kerry Evans: Chief of Timing & Scoring

Orbits

Rodney Peeler: Chief Steward

Manny Torres: Tech Director

Bruce Kaufman: USLMRA President


www.mylaps.com

Licensed to: EOP Pro / Pudge Engineering

Sta-Bil Potomac Nationals

Sorted on Laps

04 S/P Potomac Speedway 0.093 Miles
 Main 4/3/2011 02:15 PM
 Race (15 Laps) started at 14:39:22



Pos	No.	Name	State	Laps	Best Tm	Best Speed	Gap	SFSpd Best
1	003	Jason Brown	MD	15	13.149	25.407		
2	906	Michael Paccione	NJ	15	13.523	24.705	4.134	
3	033	Jackie Andrews	MD	15	13.691	24.401	0.503	
4	105	Matthew Strine	OH	15	13.539	24.675	1.774	
5	43C	Dawn Filos	MD	15	14.021	23.827	6.669	
Not classified								
DNF	24G	Pat Gore	NJ	1	14.286	23.385		
DNS	129	Wally Bender	MD					

Margin of Victory	Avg. Speed	Best Lap Tm	Best Speed	Best Lap by
4.134	18.671	13.149	25.407	003 - Jason Brown

Kerry Evans: Chief of Timing & Scoring Orbits

Rodney Peeler: Chief Steward

Manny Torres: Tech Director

Bruce Kaufman: USLMRA President

www.mylaps.com
 Licensed to: EOP Pro / Pudge Engineering

Sta-Bil Potomac Nationals

Sorted on Laps

05 C/P Potomac Speedway 0.093 Miles

Main 4/3/2011 02:20 PM

Race (15 Laps) started at 14:47:16

Pos	No.	Name	State	Laps	Best Tm	Best Speed	Gap	SFSpd Best
1	22G	Lee Grover	NJ	15	12.951	25.796		
2	325	Pete Sullivan	NC	15	12.990	25.718	3.440	
3	906	Michael Paccione	NJ	15	13.296	25.126	1.222	
4	448	Thomas Flynn	TN	15	13.803	24.203	5.768	
5	18L	Leah Delp	MD	15	13.829	24.158	0.730	
6	188	John Hyatt	MD	14	14.914	22.400	1 Lap	

Not classified

DNF	043	Kevin Ferguson	MD	1	14.339	23.299		
DNS	33	Matthew Moran	MD			-		
DNS	43	Louis Filos	MD			-		

Margin of Victory	Avg. Speed	Best Lap Tm	Best Speed	Best Lap by
3.440	14.130	12.951	25.796	22G - Lee Grover

Kerry Evans: Chief of Timing & Scoring

Orbits

Rodney Peeler: Chief Steward

Manny Torres: Tech Director

Bruce Kaufman: USLMRA President


www.mylaps.com

Licensed to: EOP Pro / Pudge Engineering

Sta-Bil Potomac Nationals

Sorted on Laps

06 B/P Potomac Speedway 0.093 Miles
 Main 4/3/2011 02:25 PM
 Race (15 Laps) started at 14:55:59



Pos	No.	Name	State	Laps	Best Tm	Best Speed	Gap	SFSpd Best
1	522	Ronald Rollman	TN	15	12.840	26.019		
2	003	Jason Brown	MD	15	12.603	26.508	3.101	
3	397	Rodney Peeler	TN	15	13.065	25.571	2.322	
4	839	Joey Nehas	MD	15	13.249	25.215	5.819	

Margin of Victory	Avg. Speed	Best Lap Tm	Best Speed	Best Lap by
3.101	25.560	12.603	26.508	003 - Jason Brown

Kerry Evans: Chief of Timing & Scoring Orbits

Rodney Peeler: Chief Steward

Manny Torres: Tech Director

Bruce Kaufman: USLMRA President


www.mylaps.com

Licensed to: EOP Pro / Pudge Engineering

Sta-Bil Potomac Nationals

Sorted on Laps

08 F/X Potomac Speedway 0.093 Miles
 Main 4/3/2011 02:35 PM
 Race (15 Laps) started at 15:03:32



Pos	No.	Name	State	Laps	Best Tm	Best Speed	Gap	SFSpd Best
1	01	Manny Torres	MD	15	12.397	26.948		
2	33	Mark Moran SR.	MD	15	12.994	25.710	2.289	
3	329	Danny Sullivan	NY	15	12.405	26.931	1:03.214	

Not classified

DNS 03 James Klauss PM -

Margin of Victory	Avg. Speed	Best Lap Tm	Best Speed	Best Lap by
2.289	17.419	12.397	26.948	01 - Manny Torres

Kerry Evans: Chief of Timing & Scoring

Orbits

Rodney Peeler: Chief Steward

Manny Torres: Tech Director

Bruce Kaufman: USLMRA President

www.mylaps.com

Licensed to: EOP Pro / Pudge Engineering

Sta-Bil Potomac Nationals

Sorted on Laps

09 Open Single

Potomac Speedway 0.093 Miles

Main

4/3/2011 02:40 PM

Race started at 15:11:15

Pos	No.	Name	State	Laps	Best Tm	Best Speed	Gap	SFSpd Best
1	32	Michael Klauss	PA	15	13.046	25.608		
2	09	Alan Bell	PA	14	13.015	25.669	1 Lap	
Not classified								
DNS	043	Kevin Ferguson	MD					

Margin of Victory	Avg. Speed	Best Lap Tm	Best Speed	Best Lap by
1 Lap	23.762	13.015	25.669	09 - Alan Bell

Kerry Evans: Chief of Timing & Scoring

Orbits

Rodney Peeler: Chief Steward

Manny Torres: Tech Director

Bruce Kaufman: USLMRA President

www.mylaps.com

Licensed to: EOP Pro / Pudge Engineering

Sta-Bil Potomac Nationals

Sorted on Laps

10 Open Twin

Potomac Speedway 0.093 Miles

Main

4/3/2011 02:45 PM

Race (15 Laps) started at 15:16:28

Pos	No.	Name	State	Laps	Best Tm	Best Speed	Gap	SFSpd Best
1	X	Kevin Specht	NJ	15	12.341	27.071		
2	03	James Klauss	PA	15	12.286	27.192	0.269	
3	39	Gary Hill	MD	13	14.376	23.239	2 Laps	

Not classified

DNS	33	Joel Bell	PA					
-----	----	-----------	----	--	--	--	--	--

Margin of Victory	Avg. Speed	Best Lap Tm	Best Speed	Best Lap by
0.269	25.929	12.286	27.192	03 - James Klauss

Kerry Evans: Chief of Timing & Scoring

Orbits

Rodney Peeler: Chief Steward

Manny Torres: Tech Director

Bruce Kaufman: USLMRA President

www.mylaps.com

Licensed to: EOP Pro / Pudge Engineering