


Sta-Bil Volunteer State Nationals 1

Sorted on Laps

01 J/P  
 Main  
 Race (20 Laps) started at 14:19:27

Englewood, TN 0.092 Miles

6/11/2011 02:00 PM



Pos	No.	Name	State	Laps	Best Tm	Best Speed	Gap	SFSpd Best
1	497	John Michael Bell	TN	20	14.864	22.248		
2	006	Wyatt Sullivan	NC	20	14.646	22.579	0.727	
3	43A	Lauren Filos	MD	20	15.135	21.850	1.860	
4	97	Mariah Peeler	TN	20	15.085	21.922	0.374	
5	10	Jorden Brown	MD	19	15.795	20.937	1 Lap	

Margin of Victory	Avg. Speed	Best Lap Tm	Best Speed	Best Lap by
0.727	15.318	14.646	22.579	006 - Wyatt Sullivan

Kerry Evans: Chief of Timing & Scoring

Orbits

Rodney Peeler: Chief Steward

Manny Torres: Tech Inspector

Bruce Kaufman: USLMRA President

www.mylaps.com

Licensed to: EOP Pro / Pudge Engineering

Sta-Bil Volunteer State Nationals 1

**Sorted on Laps**

02 IMOW

Englewood, TN 0.092 Miles

Main

6/11/2011 02:05 PM

Race (20 Laps) started at 14:32:43

Pos	No.	Name	State	Laps	Best Tm	Best Speed	Gap	SFSpd Best
1	006	Pat Sullivan	FL	20	14.585	22.674		
2	615	Wally Bender	MD	20	14.896	22.200	0.245	
3	128	Douglas Garrett	OH	20	14.545	22.736	5.484	
4	J02	Kalif Massie	TN	20	15.777	20.961	20.404	
5	43C	Dawn Filos	MD	20	15.699	21.065	0.595	
6	16H	Tony Hinson	GA	19	15.304	21.608	1 Lap	
7	J01	John H. Brewer	TN	19	15.028	22.005	0.784	
8	43	Louis Filos	MD	17	14.982	22.073	2 Laps	

Margin of Victory	Avg. Speed	Best Lap Tm	Best Speed	Best Lap by
0.245	19.979	14.545	22.736	128 - Douglas Garrett

Kerry Evans: Chief of Timing & Scoring

Orbits

Rodney Peeler: Chief Steward

Manny Torres: Tech Inspector

Bruce Kaufman: USLMRA President

www.mylaps.com

Licensed to: EOP Pro / Pudge Engineering

Sta-Bil Volunteer State Nationals 1

**Sorted on Laps**

03 A/P  
 Main  
 Race (20 Laps) started at 14:50:37

Englewood, TN 0.092 Miles

6/11/2011 02:10 PM

Pos	No.	Name	State	Laps	Best Tm	Best Speed	Gap	SFSpd Best
1	129	Wally Bender	MD	20	12.187	27.135		
2	325	Pete Sullivan	NC	20	12.171	27.171	0.151	
Not classified								
DNF	006	Pat Sullivan	FL	9	12.497	26.462		
DNF	43	Louis Filos	MD			-		

Margin of Victory	Avg. Speed	Best Lap Tm	Best Speed	Best Lap by
0.151	22.401	12.171	27.171	325 - Pete Sullivan

Kerry Evans: Chief of Timing & Scoring

Orbits

Rodney Peeler: Chief Steward

Manny Torres: Tech Inspector

Bruce Kaufman: USLMRA President

www.mylaps.com

Licensed to: EOP Pro / Pudge Engineering


Sta-Bil Volunteer State Nationals 1

**Sorted on Laps**

04 S/P Englewood, TN 0.092 Miles

Main 6/11/2011 02:15 PM

Race (20 Laps) started at 14:59:17



Pos	No.	Name	State	Laps	Best Tm	Best Speed	Gap	SFSpd Best
1	003	Jason Brown	MD	20	11.745	28.156		
2	129	Wally Bender	MD	20	12.042	27.462	2.074	
3	43C	Dawn Filos	MD	20	12.287	26.914	5.599	
4	906	Michael Paccione	NJ	20	11.994	27.572	0.176	
5	033	Jackie Andrews	MD	19	12.752	25.933	1 Lap	
6	52	Benare Davis	GA	19	12.657	26.128	2.895	
7	105	Matt Stine	OH	7	12.454	26.553	12 Laps	

Margin of Victory	Avg. Speed	Best Lap Tm	Best Speed	Best Lap by
2.074	23.391	11.745	28.156	003 - Jason Brown

Kerry Evans: Chief of Timing &amp; Scoring

Orbits

Rodney Peeler: Chief Steward

Manny Torres: Tech Inspector

Bruce Kaufman: USLMRA President

[www.mylaps.com](http://www.mylaps.com)

Licensed to: EOP Pro / Pudge Engineering


Sta-Bil Volunteer State Nationals 1

**Sorted on Laps**

05 C/P  
 Main  
 Race (20 Laps) started at 15:07:16

Englewood, TN 0.092 Miles

6/11/2011 02:20 PM



Pos	No.	Name	State	Laps	Best Tm	Best Speed	Gap	SFSpd Best
1	760	Rick Eichenberger	TN	20	11.941	27.694		
2	906	Michael Paccione	NJ	20	11.860	27.883	0.361	
3	522	Jacob Blackburn	TN	20	12.003	27.551	3.089	
4	325	Pete Sullivan	NC	20	12.030	27.489	4.521	
5	404	Mike Bell	TN	20	12.106	27.317	2.180	
6	448	Thomas Flynn	TN	20	12.494	26.468	2.429	
7	43	Louis Filos	MD	17	13.154	25.140	3 Laps	
Not classified								
DNF	55	Drew Maurice	GA	1	16.033	20.626		

Margin of Victory	Avg. Speed	Best Lap Tm	Best Speed	Best Lap by
0.361	20.350	11.860	27.883	906 - Michael Paccione

Kerry Evans: Chief of Timing & Scoring Orbits

Rodney Peeler: Chief Steward

Manny Torres: Tech Inspector

Bruce Kaufman: USLMRA President

www.mylaps.com

Licensed to: EOP Pro / Pudge Engineering

Sta-Bil Volunteer State Nationals 1

**Sorted on Laps**

06 B/P Englewood, TN 0.092 Miles

Main 6/11/2011 02:25 PM

Race (20 Laps) started at 15:22:30

Pos	No.	Name	State	Laps	Best Tm	Best Speed	Gap	SFSpd Best
1	4	Jayson Mikula	MI	20	11.891	27.811		
2	522	Ronald Rollman	TN	20	11.880	27.836	0.477	
3	104	Chuck Miller	OH	20	11.847	27.914	0.252	
4	14	James Mikula	Mi	20	12.050	27.444	0.867	
5	343	Mike Bell	TN	20	12.166	27.182	0.478	
6	397	Thomas Flynn	TN	19	13.204	25.045	1 Lap	

Not classified

DNF	003	Jason Brown	MD	15	12.065	27.410		
DNF	9	Kevin Carmichael	GA	15	12.137	27.247		
DNF	17	Jamie Maurice	GA	15	12.031	27.487		
DNF	88	Shane Shellnut	GA	14	12.137	27.247		

Margin of Victory	Avg. Speed	Best Lap Tm	Best Speed	Best Lap by
0.477	14.686	11.847	27.914	104 - Chuck Miller

Kerry Evans: Chief of Timing &amp; Scoring

Orbits

Rodney Peeler: Chief Steward

Manny Torres: Tech Inspector

Bruce Kaufman: USLMRA President

[www.mylaps.com](http://www.mylaps.com)

Licensed to: EOP Pro / Pudge Engineering

Sta-Bil Volunteer State Nationals 1

**Sorted on Laps**

07 F/X Englewood, TN 0.092 Miles

Main 6/11/2011 02:30 PM

Race (20 Laps) started at 15:34:23

Pos	No.	Name	State	Laps	Best Tm	Best Speed	Gap	SFSpd Best
1	01	Manny Torres	MD	20	11.894	27.804		
2	129	Wally Bender	MD	20	11.845	27.919	0.327	
3	509	Christopher Cox	GA	20	11.789	28.051	0.192	
4	111	Tony Hinson	GA	20	12.040	27.466	1.741	
5	68	Wade Johnson	GA	20	11.861	27.881	0.223	

Not classified

DNF 17 Ronnie Smith GA 2 13.355 24.762

Margin of Victory	Avg. Speed	Best Lap Tm	Best Speed	Best Lap by
0.327	27.010	11.789	28.051	509 - Christopher Cox

Kerry Evans: Chief of Timing &amp; Scoring

Orbits

Rodney Peeler: Chief Steward

Manny Torres: Tech Inspector

Bruce Kaufman: USLMRA President

[www.mylaps.com](http://www.mylaps.com)

Licensed to: EOP Pro / Pudge Engineering

Sta-Bil Volunteer State Nationals 2

Sorted on Laps

01 J/P Englewood, TN 0.092 Miles

Main 6/11/2011 05:00 PM

Race (15 Laps) started at 18:13:20

Pos	No.	Name	State	Laps	Best Tm	Best Speed	Gap	SFSpd Best
1	497	John Michael Bell	TN	15	14.866	22.245		
2	006	Wyatt Sullivan	NC	15	14.793	22.355	0.300	
3	43A	Lauren Filos	MD	15	15.080	21.929	1.326	
4	97	Mariah Peeler	TN	15	14.984	22.070	0.485	
5	10	Jorden Brown	MD	14	15.769	20.971	1 Lap	

Margin of Victory	Avg. Speed	Best Lap Tm	Best Speed	Best Lap by
0.300	11.302	14.793	22.355	006 - Wyatt Sullivan

Kerry Evans: Chief of Timing & Scoring

Orbits

Rodney Peeler: Chief Stewart

Manny Torres: Tech Inspector

Bruce Kaufman: USLMRA President

www.mylaps.com

Licensed to: EOP Pro / Pudge Engineering

Sta-Bil Volunteer State Nationals 2

**Sorted on Laps**

02 IMOW

Englewood, TN 0.092 Miles

Main

6/11/2011 05:05 PM

Race (15 Laps) started at 18:28:07

Pos	No.	Name	State	Laps	Best Tm	Best Speed	Gap	SFSpd Best
1	006	Pat Sullivan	FL	15	14.208	23.275		
2	J02	Kalif Massie	TN	15	15.425	21.439	10.521	
3	615	Wally Bender	MD	15	15.251	21.684	0.471	
4	J01	John H. Brewer	TN	15	14.918	22.168	0.261	
5	43C	Dawn Filos	MD	15	15.296	21.620	0.283	
6	16H	Tony Hinson	GA	15	15.251	21.684	0.597	
Not classified								
DNS	43	Louis Filos	MD				-	
DQ	128	Douglas Garrett	OH	15	14.090	23.470		

Margin of Victory	Avg. Speed	Best Lap Tm	Best Speed	Best Lap by
10.521	14.841	14.208	23.275	006 - Pat Sullivan

Kerry Evans: Chief of Timing &amp; Scoring

Orbits

Rodney Peeler: Chief Stewart

Manny Torres: Tech Inspector

Bruce Kaufman: USLMRA President

[www.mylaps.com](http://www.mylaps.com)

Licensed to: EOP Pro / Pudge Engineering

Sta-Bil Volunteer State Nationals 2

Sorted on Laps

03 A/P Englewood, TN 0.092 Miles

Main 6/11/2011 05:10 PM

Race (15 Laps) started at 18:44:24

Pos	No.	Name	State	Laps	Best Tm	Best Speed	Gap	SFSpd Best
1	006	Pat Sullivan	FL	15	12.118	27.290		
2	325	Pete Sullivan	NC	15	12.059	27.423	0.186	
3	129	Jason Brown	MD	15	12.060	27.421	5.353	

Not classified

DNS 43 Louis Filos MD -

Margin of Victory	Avg. Speed	Best Lap Tm	Best Speed	Best Lap by
0.186	25.990	12.059	27.423	325 - Pete Sullivan

Kerry Evans: Chief of Timing & Scoring

Orbits

Rodney Peeler: Chief Stewart

Manny Torres: Tech Inspector

Bruce Kaufman: USLMRA President

www.mylaps.com

Licensed to: EOP Pro / Pudge Engineering

Sta-Bil Volunteer State Nationals 2

**Sorted on Laps**

04 S/P Englewood, TN 0.092 Miles

Main 6/11/2011 05:15 PM

Race (15 Laps) started at 18:50:56

Pos	No.	Name	State	Laps	Best Tm	Best Speed	Gap	SFSpd Best
1	003	Wally Bender	MD	15	11.732	28.188		
2	906	Michael Paccione	NJ	15	12.000	27.558	3.820	
3	033	Jackie Andrews	MD	14	12.867	25.701	1 Lap	
4	43C	Dawn Filos	MD	14	12.725	25.988	0.347	
5	52	Benare Davis	GA	14	12.901	25.633	0.407	
6	105	Matt Stine	OH	10	11.919	27.745	4 Laps	

Not classified

DNS 129 Jason Brown MD -

Margin of Victory	Avg. Speed	Best Lap Tm	Best Speed	Best Lap by
3.820	26.880	11.732	28.188	003 - Wally Bender

Kerry Evans: Chief of Timing &amp; Scoring

Orbits

Rodney Peeler: Chief Stewart

Manny Torres: Tech Inspector

Bruce Kaufman: USLMRA President

[www.mylaps.com](http://www.mylaps.com)

Licensed to: EOP Pro / Pudge Engineering


Sta-Bil Volunteer State Nationals 2

**Sorted on Laps**

05 C/P  
 Main  
 Race (15 Laps) started at 18:57:07

Englewood, TN 0.092 Miles

6/11/2011 05:20 PM



Pos	No.	Name	State	Laps	Best Tm	Best Speed	Gap	SFSpd Best
1	906	Michael Paccione	NJ	15	11.747	28.152		
2	325	Pete Sullivan	NC	15	11.826	27.963	1.557	
3	760	Rick Eichenberger	TN	15	11.771	28.094	0.565	
4	522	Jacob Blackburn	TN	15	11.897	27.797	0.012	
5	404	Robert Ginn	TN	15	11.821	27.975	1.347	
6	448	Thomas Flynn	TN	15	12.536	26.380	10.071	

Not classified

DNF	55	Drew Maurice	GA	9	12.190	27.128		
DNS	43	Louis Filos	MD			-		

Margin of Victory	Avg. Speed	Best Lap Tm	Best Speed	Best Lap by
1.557	27.302	11.747	28.152	906 - Michael Paccione

Kerry Evans: Chief of Timing & Scoring  
 Rodney Peeler: Chief Stewart  
 Manny Torres: Tech Inspector  
 Bruce Kaufman: USLMRA President

Orbits

www.mylaps.com  
 Licensed to: EOP Pro / Pudge Engineering

Sta-Bil Volunteer State Nationals 2

**Sorted on Laps**

06 B/P Englewood, TN 0.092 Miles

Main 6/11/2011 05:25 PM

Race (15 Laps) started at 19:03:10

Pos	No.	Name	State	Laps	Best Tm	Best Speed	Gap	SFSpd Best
1	104	Chuck Miller	OH	15	11.463	28.849		
2	522	Ronald Rollman	TN	15	11.912	27.762	1.583	
3	4	Jayson Mikula	MI	15	11.780	28.073	0.575	
4	9	Kevin Carmichael	GA	15	11.876	27.846	0.353	
5	17	Jamie Maurice	GA	15	11.767	28.104	0.220	
6	88	Shane Shellnut	GA	15	11.867	27.867	0.271	
7	343	Mike Bell	TN	15	11.869	27.862	0.391	
8	14	James Mikula	Mi	15	12.020	27.512	1.197	
9	397	Thomas Flynn	TN	13	13.160	25.129	2 Laps	

Not classified

DNS 003 Jason Brown MD

Margin of Victory	Avg. Speed	Best Lap Tm	Best Speed	Best Lap by
1.583	21.642	11.463	28.849	104 - Chuck Miller

Kerry Evans: Chief of Timing &amp; Scoring

Orbits

Rodney Peeler: Chief Stewart

Manny Torres: Tech Inspector

Bruce Kaufman: USLMRA President

[www.mylaps.com](http://www.mylaps.com)

Licensed to: EOP Pro / Pudge Engineering


Sta-Bil Volunteer State Nationals 2

**Sorted on Laps**

07 F/X  
 Main  
 Race started at 19:09:37

Englewood, TN 0.092 Miles

6/11/2011 05:30 PM



Pos	No.	Name	State	Laps	Best Tm	Best Speed	Gap	SFSpd Best
1	509	Christopher Cox	GA	16	11.564	28.597		
2	129	Wally Bender	MD	16	11.623	28.452	0.361	
3	01	Manny Torres	MD	16	11.621	28.457	1.096	
4	111	Tony Hinson	GA	16	12.059	27.423	0.767	
5	17	Ronnie Smith	GA	16	12.137	27.247	0.535	
6	68	Wade Johnson	GA	16	11.760	28.120	0.043	

Margin of Victory	Avg. Speed	Best Lap Tm	Best Speed	Best Lap by
0.361	19.355	11.564	28.597	509 - Christopher Cox

Kerry Evans: Chief of Timing & Scoring

Orbits

Rodney Peeler: Chief Stewart

Manny Torres: Tech Inspector

Bruce Kaufman: USLMRA President

www.mylaps.com

Licensed to: EOP Pro / Pudge Engineering