


Sta-Bil Fruit Belt Bushel 1/9th 1

Sorted on Laps

01 J/P
 Main
 Race (15 Laps) started at 14:52:33

Berrien Springs, MI 0.090 Miles
 5/21/2011 02:00 PM



Pos	No.	Name	State	Laps	Best Tm	Best Speed	Gap	SFSpd Best
1	999	Hayden Martin	MI	10	19.543	16.641		

Margin of Victory	Avg. Speed	Best Lap Tm	Best Speed	Best Lap by
	15.308	19.543	16.641	999 - Hayden Martin

Kerry Evans: Chief of Timing & Scoring
 Tracy Donahue: Chief Stewart
 Chrissy Webb: Scorer
 Bruce Kaufman: USLMRA President

Orbits

www.mylaps.com
 Licensed to: EOP Pro / Pudge Engineering

Sta-Bil Fruit Belt Bushel 1/9th 1

Sorted on Laps

02 IMOW

Berrien Springs, MI 0.090 Miles

Main

5/21/2011 02:05 PM

Race started at 14:59:43

Pos	No.	Name	State	Laps	Best Tm	Best Speed	Gap	SFSpd Best
1	380	Chris Vanmaastricht	MI	20	18.493	17.586		
2	4K	James Keech	MI	20	18.292	17.780	0.434	
3	01	James Rece	WI	19	18.656	17.433	1 Lap	
4	371	Carol Vanmaastricht	MI	17	22.028	14.764	2 Laps	
5	128	Douglas Garrett	OH	14	18.119	17.949	3 Laps	
6	179	Bill Campbell	MI	7	19.266	16.881	7 Laps	

Not classified

DNF	47K	Jay Keur	MI	6	18.490	17.589		
DNF	605	Terryn Grider	MI	6	19.358	16.800		
DNF	342	Eric Fairfield	MI	2	22.528	14.436		
DNS	382	James Vanmaastricht	MI			-		

Margin of Victory	Avg. Speed	Best Lap Tm	Best Speed	Best Lap by
0.434	14.846	18.119	17.949	128 - Douglas Garrett

Kerry Evans: Chief of Timing & Scoring

Orbits

Tracy Donahue: Chief Stewart

Chrissy Webb: Scorer

Bruce Kaufman: USLMRA President

www.mylaps.com

Licensed to: EOP Pro / Pudge Engineering


Sta-Bil Fruit Belt Bushel 1/9th 1

Sorted on Laps

04 S/P
 Main
 Race (20 Laps) started at 15:19:35

Berrien Springs, MI 0.090 Miles

5/21/2011 02:15 PM



Pos	No.	Name	State	Laps	Best Tm	Best Speed	Gap	SFSpd Best
1	108	Richard Webb	MI	20	15.268	21.301		
2	411	David Martin	MI	20	16.242	20.024	3.796	
3	9s	Randy Schulz	MI	19	15.862	20.503	1 Lap	
4	105	Matt Stine	OH	19	16.411	19.817	0.063	
5	033	Jackie Andrews	MD	5	16.665	19.515	14 Laps	

Margin of Victory	Avg. Speed	Best Lap Tm	Best Speed	Best Lap by
3.796	18.250	15.268	21.301	108 - Richard Webb

Kerry Evans: Chief of Timing & Scoring

Orbits

Tracy Donahue: Chief Stewart

Chrissy Webb: Scorer

Bruce Kaufman: USLMRA President

www.mylaps.com

Licensed to: EOP Pro / Pudge Engineering

Sta-Bil Fruit Belt Bushel 1/9th 1

Sorted on Laps

05 C/P Berrien Springs, MI 0.090 Miles

Main 5/21/2011 02:20 PM

Race (20 Laps) started at 15:33:16

Pos	No.	Name	State	Laps	Best Tm	Best Speed	Gap	SFSpd Best
1	179	Bill Campbell	MI	20	16.132	20.160		
2	426	Tom Hawley	MI	20	16.256	20.006	2.334	
3	47k	Jay Keur	MI	15	20.068	16.206	5 Laps	

Not classified

DNF	08	Tommy Hawley	MI	8	16.459	19.760		
DNS	380	Chris Vanmaastricht	MI			-		

Margin of Victory	Avg. Speed	Best Lap Tm	Best Speed	Best Lap by
2.334	18.788	16.132	20.160	179 - Bill Campbell

Kerry Evans: Chief of Timing & Scoring

Orbits

Tracy Donahue: Chief Stewart

Chrissy Webb: Scorer

Bruce Kaufman: USLMRA President

www.mylaps.com

Licensed to: EOP Pro / Pudge Engineering

Sta-Bil Fruit Belt Bushel 1/9th 1

Sorted on Laps

06 B/P
 Main
 Race (15 Laps) started at 15:43:51

Berrien Springs, MI 0.090 Miles

5/21/2011 02:25 PM



Pos	No.	Name	State	Laps	Best Tm	Best Speed	Gap	SFSpd Best
1	4	Jayson Mikula	MI	15	15.279	21.286		
2	119	David Martin	MI	15	16.651	19.532	24.112	

Margin of Victory	Avg. Speed	Best Lap Tm	Best Speed	Best Lap by
24.112	19.299	15.279	21.286	4 - Jayson Mikula

Kerry Evans: Chief of Timing & Scoring
 Tracy Donahue: Chief Stewart
 Chrissy Webb: Scorer
 Bruce Kaufman: USLMRA President

Orbits

www.mylaps.com

Licensed to: EOP Pro / Pudge Engineering


Sta-Bil Fruit Belt Bushel 1/9th 1

Sorted on Laps

07 F/X
 Main
 Race (20 Laps) started at 15:51:58

Berrien Springs, MI 0.090 Miles

5/21/2011 02:35 PM



Pos	No.	Name	State	Laps	Best Tm	Best Speed	Gap	SFSpd Best
03 A/P								
1	08	Tommy Hawley	Mi	18	16.427	19.798		
07 F/X								
1	52	Greg Honchell	OH	20	14.484	22.454		
2	104	Kevin Penne	IL	20	14.065	23.123	5.590	

Margin of Victory	Avg. Speed	Best Lap Tm	Best Speed	Best Lap by
5.590	18.377	14.065	23.123	104 - Kevin Penne

Kerry Evans: Chief of Timing & Scoring

Orbits

Tracy Donahue: Chief Stewart

Chrissy Webb: Scorer

Bruce Kaufman: USLMRA President

www.mylaps.com


Licensed to: EOP Pro / Pudge Engineering

Sta-Bil Fruit Belt Bushel 1/9th 2

Sorted on Laps

01 J/P
 Main
 Race started at 18:01:11

Berrien Springs, MI 0.076 Miles
 5/21/2011 02:00 PM



Pos	No.	Name	State	Laps	Best Tm	Best Speed	Gap	SFSpd Best
1	999	Hayden Martin	MI	6	16.473	16.557		

Margin of Victory	Avg. Speed	Best Lap Tm	Best Speed	Best Lap by
	10.110	16.473	16.557	999 - Hayden Martin

Kerry Evans: Chief of Timing & Scoring
 Tracy Donahue: Chief Stewart
 Chrissy Webb: Scorer
 Bruce Kaufman: USLMRA President

Orbits

www.mylaps.com
 Licensed to: EOP Pro / Pudge Engineering

Sta-Bil Fruit Belt Bushel 1/9th 2

Sorted on Laps

02 IMOW

Berrien Springs, MI 0.076 Miles

Main

5/21/2011 02:05 PM

Race started at 18:05:36

Pos	No.	Name	State	Laps	Best Tm	Best Speed	Gap	SFSpd Best
1	380	Chris Vanmaastricht	MI	20	14.805	18.422		
2	4K	James Keech	MI	20	15.003	18.179	3.347	
3	01	James Rece	WI	20	15.057	18.114	6.266	
4	179	Bill Campbell	MI	20	15.199	17.944	1.388	
5	47K	Jay Keur	MI	20	15.485	17.613	3.531	

Not classified

DNF	371	Carol Vanmaastricht	MI	4	18.948	14.394		
DNF	605	Terryn Grider	MI	2	16.792	16.242		
DNS	382	James Vanmaastricht	MI			-		
DNS	128	Douglas Garrett	OH			-		
DQ	342	Eric Fairfield	MI	20	15.182	17.964		

Margin of Victory	Avg. Speed	Best Lap Tm	Best Speed	Best Lap by
3.347	13.591	14.805	18.422	380 - Chris Vanmaastricht

Kerry Evans: Chief of Timing & Scoring

Orbits

Tracy Donahue: Chief Stewart

Chrissy Webb: Scorer

Bruce Kaufman: USLMRA President

www.mylaps.com

Licensed to: EOP Pro / Pudge Engineering


Sta-Bil Fruit Belt Bushel 1/9th 2

Sorted on Laps

04 S/P
 Main
 Race (20 Laps) started at 18:21:11

Berrien Springs, MI 0.076 Miles

5/21/2011 02:15 PM



Pos	No.	Name	State	Laps	Best Tm	Best Speed	Gap	SFSpd Best
1	108	Richard Webb	MI	20	12.885	21.167		
2	9s	Randy Schulz	MI	20	13.100	20.820	6.594	
3	105	Matt Stine	OH	20	13.326	20.466	6.258	
4	033	Jackie Andrews	MD	20	13.361	20.413	0.615	
5	411	David Martin	MI	11	13.620	20.025	9 Laps	

Margin of Victory	Avg. Speed	Best Lap Tm	Best Speed	Best Lap by
6.594	17.192	12.885	21.167	108 - Richard Webb

Kerry Evans: Chief of Timing & Scoring
 Tracy Donahue: Chief Stewart
 Chrissy Webb: Scorer
 Bruce Kaufman: USLMRA President

Orbits

www.mylaps.com

Licensed to: EOP Pro / Pudge Engineering


Sta-Bil Fruit Belt Bushel 1/9th 2

Sorted on Laps

05 C/P
 Main
 Race (20 Laps) started at 18:32:18

Berrien Springs, MI 0.076 Miles

5/21/2011 02:20 PM



Pos	No.	Name	State	Laps	Best Tm	Best Speed	Gap	SFSpd Best
1	179	Bill Campbell	MI	20	13.251	20.582		
2	426	Tom Hawley	MI	20	13.198	20.665	1.836	
3	08	Tommy Hawley	MI	20	13.321	20.474	10.292	
4	47k	Jay Keur	MI	18	14.754	18.486	2 Laps	
Not classified								
DNS	380	Chris Vanmaastricht	MI				-	

Margin of Victory	Avg. Speed	Best Lap Tm	Best Speed	Best Lap by
1.836	18.699	13.198	20.665	426 - Tom Hawley

Kerry Evans: Chief of Timing & Scoring
 Tracy Donahue: Chief Stewart
 Chrissy Webb: Scorer
 Bruce Kaufman: USLMRA President

Orbits

www.mylaps.com

Licensed to: EOP Pro / Pudge Engineering


Sta-Bil Fruit Belt Bushel 1/9th 2

Sorted on Laps

06 B/P
 Main
 Race started at 18:43:20

Berrien Springs, MI 0.076 Miles

5/21/2011 02:25 PM



Pos	No.	Name	State	Laps	Best Tm	Best Speed	Gap	SFSpd Best
1	4	Jayson Mikula	MI	20	12.840	21.241		
2	119	David Martin	MI	20	13.915	19.600	0.217	

Margin of Victory	Avg. Speed	Best Lap Tm	Best Speed	Best Lap by
0.217	17.439	12.840	21.241	4 - Jayson Mikula

Kerry Evans: Chief of Timing & Scoring
 Tracy Donahue: Chief Stewart
 Chrissy Webb: Scorer
 Bruce Kaufman: USLMRA President

Orbits

www.mylaps.com

Licensed to: EOP Pro / Pudge Engineering


Sta-Bil Fruit Belt Bushel 1/9th 2

Sorted on Laps

07 F/X
 Main
 Race (20 Laps) started at 18:52:03

Berrien Springs, MI 0.076 Miles

5/21/2011 02:35 PM



Pos	No.	Name	State	Laps	Best Tm	Best Speed	Gap	SFSpd Best
03 A/P								
1	08	Tommy Hawley	Mi	17	13.266	20.559		
07 F/X								
1	52	Greg Honchell	OH	20	12.034	22.664		
2	104	Kevin Penne	IL	20	11.528	23.659	0.547	

Margin of Victory	Avg. Speed	Best Lap Tm	Best Speed	Best Lap by
0.547	19.611	11.528	23.659	104 - Kevin Penne

Kerry Evans: Chief of Timing & Scoring Orbits

Tracy Donahue: Chief Stewart

Chrissy Webb: Scorer

Bruce Kaufman: USLMRA President

www.mylaps.com
 Licensed to: EOP Pro / Pudge Engineering