




12 Min at Avon Park II

Sorted on Laps

01 J/P Avon Park 0.128 Miles
 Main 4/11/2010 01:32 PM
 Race (20 Laps) started at 13:36:47



Pos	No.	Name	Class	Best Tm	SFSpd Best	Laps	Diff	State
1	006	Pierce Benton	01 J/P	22.489	21.485	20		FL
2	014	Dalton Tryba	01 J/P	23.629	20.139	19	1 Lap	FL
3	007	Bea Knoebel	01 J/P	24.564	19.231	19	1 Lap	FL

Margin of Victory	Avg. Speed	Best Lap Tm	Best Spd	Best Lap by
1 Lap	19.342	22.489	20.464	006 - Pierce Benton

Kerry Evans: Chief of Timing & Scoring

Orbits

Henry Macarty: Chief Stewart

Manny Torres: Tech Director

Bruce Kaufman: Persident USLMRA

www.mylaps.com

Licensed to: EOP Pro / Pudge Engineering

12 Min at Avon Park II

Sorted on Laps

02 IMOW

Avon Park 0.128 Miles

Main

4/11/2010 01:32 PM

Race (20 Laps) started at 13:57:24

Pos	No.	Name	Class	Best Tm	SFSpd Best	Laps	Diff	State
1	513	Gregory Hellmuth	02 IMOW	22.835	20.803	20		FL
2	906	Michael Paccione	02 IMOW	22.853	20.478	20	0.237	NJ
3	C84	Charles Butcher	02 IMOW	22.733	20.715	20	0.539	FL
4	006	Pat Sullivan	02 IMOW	22.734	21.047	20	0.767	FL
5	614	Bobby Cleveland	02 IMOW	22.713	21.138	20	1.287	GA
6	241	Chris Hutchins	02 IMOW	22.916	20.803	20	19.171	FL
7	568	John Pollak	02 IMOW	24.523	19.629	19	1 Lap	FL
Not classified								
DQ	615	Wally Bender	02 IMOW	22.738	21.871	20	DQ	MD
DQ	290	Earl Bosley	02 IMOW	23.572	20.104	20	DQ	FL
DQ	74	Keith Beecom	02 IMOW	23.024	20.664	20	DQ	MD

Margin of Victory	Avg. Speed	Best Lap Tm	Best Spd	Best Lap by
0.237	18.608	22.713	20.263	614 - Bobby Cleveland

Kerry Evans: Chief of Timing & Scoring

Orbits

Henry Macarty: Chief Stewart

Manny Torres: Tech Director

Bruce Kaufman: Persident USLMRA

www.mylaps.com

Licensed to: EOP Pro / Pudge Engineering

12 Min at Avon Park II

Sorted on Laps

03 A/P Avon Park 0.128 Miles
 Main 4/11/2010 01:33 PM
 Race (20 Laps) started at 14:17:22

Pos	No.	Name	Class	Best Tm	SFSpd Best	Laps	Diff	State
1	129	Wally Bender	03 A/P	17.016	33.562	20		MA
2	006	Pat Sullivan	03 A/P	17.213	35.227	20	17.933	FL
3	L25	Tom Knoble	03 A/P	22.684	26.535	14	6 Laps	FL
Not classified								
DNF	808	Joe Pearce	03 A/P	17.236	34.031	5	DNF	FL

Margin of Victory	Avg. Speed	Best Lap Tm	Best Spd	Best Lap by
17.933	18.971	17.016	27.047	129 - Wally Bender

Kerry Evans: Chief of Timing & Scoring

Orbits

Henry Macarty: Chief Stewart

Manny Torres: Tech Director

Bruce Kaufman: Persident USLMRA


www.mylaps.com

Licensed to: EOP Pro / Pudge Engineering

12 Min at Avon Park II

Sorted on Laps

 04 S/P
 Main
 Race (20 Laps) started at 14:51:11

 Avon Park 0.128 Miles
 4/11/2010 01:33 PM


Pos	No.	Name	Class	Best Tm	SFSpd Best	Laps	Diff	State
1	003	Jason Brown	04 S/P	16.158	35.932	20		MD
2	129	Wally Bender	04 S/P	16.387	34.725	20	3.513	MD
3	906	Michael Paccione	04 S/P	16.639	33.074	20	8.924	NJ
4	033	Jackie Andrews	04 S/P	16.744	35.154	19	1 Lap	MD
5	C84	Charles Butcher	04 S/P	17.617	30.043	18	2 Laps	
6	513	Greg Hellmuth	04 S/P	18.350	29.269	18	2 Laps	FL
7	808	Joe Pearce	04 S/P	17.117	32.914	18	2 Laps	FL

Margin of Victory	Avg. Speed	Best Lap Tm	Best Spd	Best Lap by
3.513	26.389	16.158	28.483	003 - Jason Brown

Kerry Evans: Chief of Timing & Scoring

Orbits

Henry Macarty: Chief Stewart

Manny Torres: Tech Director

Bruce Kaufman: Persident USLMRA


www.mylaps.com

Licensed to: EOP Pro / Pudge Engineering

12 Min at Avon Park II

Sorted on Laps

05 C/P Avon Park 0.128 Miles
 Main 4/11/2010 01:34 PM
 Race (20 Laps) started at 15:04:24



Pos	No.	Name	Class	Best Tm	SFSpd Best	Laps	Diff	State
1	906	Michael Paccione	05 C/P	16.093	36.985	20		NJ
2	83F	Michael Formentini	05 C/P	16.111	37.025	20	1.648	AL
3	789	Todd Ricard	05 C/P	17.797	31.602	18	2 Laps	FL

Margin of Victory	Avg. Speed	Best Lap Tm	Best Spd	Best Lap by
1.648	26.561	16.093	28.598	906 - Michael Paccione

Kerry Evans: Chief of Timing & Scoring

Orbits

Henry Macarty: Chief Stewart

Manny Torres: Tech Director

Bruce Kaufman: Persident USLMRA

www.mylaps.com


Licensed to: EOP Pro / Pudge Engineering



12 Min at Avon Park II

Sorted on Laps

06 B/P Avon Park 0.128 Miles
 Main 4/11/2010 01:34 PM
 Race started at 15:16:37



Pos	No.	Name	Class	Best Tm	SFSpd Best	Laps	Diff	State
1	16	Bobby Cleveland	06 B/P	15.322	40.261	20		GA
2	83F	Michael Formentini	06 B/P	15.511	39.931	20	2.116	AL
3	26	Allan Elder	06 B/P	16.090	38.532	20	14.783	FL
4	707	Jason Gilmore	06 B/P	16.119	36.315	19	1 Lap	FL
Not classified								
DNF	06	Tom Ast	06 B/P	16.148	38.059	10	DNF	FL
DNS	003	Jason Brown	06 B/P				DNS	MD

Margin of Victory	Avg. Speed	Best Lap Tm	Best Spd	Best Lap by
2.116	26.651	15.322	30.037	16 - Bobby Cleveland

Kerry Evans: Chief of Timing & Scoring

Orbits

Henry Macarty: Chief Stewart

Manny Torres: Tech Director

Bruce Kaufman: Persident USLMRA

www.mylaps.com

Licensed to: EOP Pro / Pudge Engineering


Printed: 4/13/2010 11:10:19 AM



12 Min at Avon Park II

Sorted on Laps

07 F/X Avon Park 0.128 Miles
 Main 4/11/2010 01:35 PM
 Race (20 Laps) started at 15:29:52



Pos	No.	Name	Class	Best Tm	SFSpd Best	Laps	Diff	State
1	01	Manny Torres	07 F/X	15.478	39.469	20		MD
2	S45	Jerry Gilbert	07 F/X	15.675	36.123	20	0.588	FL
3	017	John Tayba	07 F/X	16.130	34.444	20	13.342	FL
4	034	Kurtis Tucciarone	07 F/X	17.432	32.078	18	2 Laps	FL

Margin of Victory	Avg. Speed	Best Lap Tm	Best Spd	Best Lap by
0.588	25.847	15.478	29.734	01 - Manny Torres

Kerry Evans: Chief of Timing & Scoring

Orbits

Henry Macarty: Chief Stewart

Manny Torres: Tech Director

Bruce Kaufman: Persident USLMRA

www.mylaps.com

Licensed to: EOP Pro / Pudge Engineering